

OUTFIT 2.0

MONOLITHIC OUTDOOR FLOOR

BOOK.05

OUTFIT 2.0
MONOLITHIC OUTDOOR FLOOR

UN CONCENTRATO DI TECNOLOGIA E DESIGN PER TUTTI I PAVIMENTI OUTDOOR.

A CONCENTRATION OF TECHNOLOGY AND DESIGN
FOR ALL OUTDOOR FLOORINGS.

UN CONCENTRÉ DE TECHNOLOGIE ET DE DESIGN
POUR TOUS LES SOLS EXTÉRIEURS.

EIN KONZENTRAT VON TECHNOLOGIE UND DESIGN –
FÜR ALLE FUSSBÖDEN IM AUSSENBEREICH.

20 MM
TECHNOLOGY + STYLE

06 100%
MADE IN ITALY
**AVANGUARDIA
TECNOLOGICA**
TECHNOLOGICAL INNOVATION
INNOVATION TECHNOLOGIQUE
TECHNOLOGISCHE INNOVATION

08 NUOVI MODI DI
**PROGETTARE
IL PAESAGGIO**
NEW WAYS OF DESIGNING THE LANDSCAPE
DE NOUVELLES FAÇONS DE CONCEVOIR LE PAYSAGE
DER NEUE STATE-OF-THE-ART IN DER
AUSSENRAUMGESTALTUNG

10 TANTI VANTAGGI
**IN UN'UNICA
MATERIA**
COUNTLESS BENEFITS IN A SINGLE MATERIAL
DE NOMBREUX AVANTAGES RÉUNIS DANS UN SEUL EIN
EINZIGES MATERIAL UND VIELE PLUSPUNKTE

118 POSA
LAYING / POSE / VELEGUNG
**AUTOPORTANTI
E MULTIUSO**
SELF-SUPPORTING AND MULTIPURPOSE
AUTOPORTANTS ET MULTI-USAGES
SELBSTTRAGEND UND MEHRZWECKGEEIGNET

124 POSA
LAYING / POSE / VELEGUNG
**SOPRAELEVATA
SU SUPPORTI**
SUGGESTIONS LAYING RAISED ON SUPPORTS
CONSEILS POSE SURELEVÉE SUR SUPPORTS
ERHÖHTE VERLEGUNG AUF UNTERLAGEN



**EFFETTO
LEGNO**
WOOD-LIKE EFFECT
EFFET BOIS
HOLZOPTIK

RUSTIC
12

MORE
70

AEQUA
86

WOODLAND
78



**EFFETTO
PIETRA**
STONE-LIKE EFFECT
EFFET PIERRE
STEINOPTIK

**STONES
SLATE**
36

**STONES
QUARTZ**
42

**STONES
WALS**
48

ABSOLUTE
94

ALWAYS
102



**EFFETTO
CEMENTO**
CONCRETE-LIKE EFFECT
EFFET BÉTON
BETONOPTIK


FUSION
110

**PROJECT
KONKRETE**
20

**PROJECT
MATERIKA**
28

**CONCEPT
DECK**
54

**CONCEPT
LAND**
62



PROTAGONISTI NEI PAVIMENTI OUTDOOR

CON UN GRANDE PIANO DI INVESTIMENTI TECNOLOGICI CERAMICA CASTELVETRO SI SCHIERA TRA I PROTAGONISTI NEL SETTORE DEL GRES PORCELLANATO SPESSORATO.

LEADING PLAYERS IN **OUTDOOR** FLOORING

WITH A LARGE-SCALE PLAN OF TECHNOLOGICAL INVESTMENTS, CERAMICA CASTELVETRO IS ONE OF THE LEADING PLAYERS IN THE FIELD OF EXTRA THICK PORCELAIN STONEWARE.

PROTAGONISTES DES SOLS **EXTÉRIEURS**

GRÂCE À UN GRAND PLAN D'INVESTISSEMENTS TECHNOLOGIQUES, CERAMICA CASTELVETRO COMPTE PARMIS LES PROTAGONISTES DU SECTEUR DU GRÈS CÉRAME À ÉPAISSEUR MAJORÉE.

DIE HAUPTDARSTELLER IM **OUTDOOR**-BEREICH

MIT GROSS ANGELEGTEN TECHNISCHEN INVESTITIONEN GEHÖRT CERAMICA CASTELVETRO ZU DEN WICHTIGSTEN PLAYERN AUF DEM SEKTOR DER EXTRADICKEN FEINSTEINZEUGFLIESEN.

AVANGUARDIA TECNOLOGICA 100% MADE IN ITALY

NUOVE TECNOLOGIE
COINVOLGONO L'INTERO
CICLO PRODUTTIVO,
UTILIZZANDO LE SOLUZIONI
PIÙ AVANZATE: DALLA
PRESSA ALLA DECORAZIONE
DIGITALE, DAL REPARTO
TAGLIO E RETTIFICA AL
PACKAGING FLESSIBILE.

ADVANCED TECHNOLOGY MADE ENTIRELY IN ITALY

NEW TECHNOLOGIES
INVOLVE THE WHOLE
PRODUCTION CYCLE,
USING THE MOST
ADVANCED SOLUTIONS,
FROM THE PRESS TO
DIGITAL DECORATION,
FROM THE CUTTING AND
GRINDING DEPARTMENT TO
FLEXIBLE PACKAGING.

AVANT-GARDE TECNOLOGIQUE 100% MADE IN ITALY

DE NOUVELLES
TECHNOLOGIES SONT
APPLIQUÉES À TOUT LE
CYCLE DE PRODUCTION ET
UTILISENT LES SOLUTIONS
LES PLUS AVANCÉES:
DE LA PRESSE À LA
DÉCORATION NUMÉRIQUE,
DE L'ATELIER DE COUPE
ET DE RECTIFICATION AU
PACKAGING FLEXIBLE.

TECNOLOGISCHE AVANTGARDE 100% MADE IN ITALY

NEUE TECHNOLOGIEN,
DIE DEN GESAMTEN
PRODUKTIONSPROZESS
BETREFFEN UND DABEI DIE
FORTSCHRITTLICHSTEN
LÖSUNGEN UMFASSEN:
VOM PRESSEN BIS HIN ZUR
DIGITALEN DEKORATION,
VOM SCHNEIDEN BIS ZUR
FLEXIBLEN VERPACKUNG.



NUOVI MODI DI PROGETTARE IL PAESAGGIO

UN SISTEMA COMPLETO DI SUPERFICI PER PAVIMENTI CON UN'AMPIA DOTAZIONE DI PEZZI SPECIALI PER SPAZI ALL'APERTO SIA PUBBLICI CHE RESIDENZIALI. UN MODO NUOVO DI PENSARE L'ARREDO ESTERNO, DAL PUNTO DI VISTA SIA ESTETICO CHE TECNICO E FUNZIONALE.

NEW WAYS OF DESIGNING THE LANDSCAPE

A COMPLETE SYSTEM OF PAVING SURFACES WITH A LARGE SELECTION OF SPECIAL ITEMS FOR BOTH PUBLIC AND RESIDENTIAL OUTDOOR AREAS. A NEW APPROACH TO OUTDOOR FURNISHING, IN STYLE, TECHNOLOGY AND FUNCTION.

DE NOUVELLES FAÇONS DE CONCEVOIR LE PAYSAGE

UN SYSTÈME COMPLET DE SURFACES DE SOLS AVEC UNE LARGE GAMME DE PIÈCES SPÉCIALES POUR LES ESPACES EXTÉRIEURS PUBLICS OU RÉSIDENTIELS. UNE NOUVELLE FAÇON DE PENSER LA DÉCORATION EXTÉRIEURE, D'UN POINT DE VUE ESTHÉTIQUE, TECHNIQUE ET FONCTIONNEL.

DER NEUE STATE-OF THE-ART IN DER AUSSENRAUMGESTALTUNG

EIN KOMPLETTES BODENBELAGSYSTEM MIT EINEM UMFASSENDEN SORTIMENT AN FORMTEILEN FÜR DEN ÖFFENTLICHEN UND PRIVATEN AUSSENBEREICH. EIN NEUES KONZEPT FÜR DIE AUSSENRAUMGESTALTUNG IN ÄSTHETISCHER UND TECHNISCH-FUNKTIONELLER HINSICHT.



GIARDINI PRIVATI E PISCINE

Private gardens and pools
Jardins privés et piscines
Privatgärten und Pools

INTERNO ESTERNO

Indoor / outdoor
Intérieur / extérieur
Indoor / Outdoor

SPAZI PUBBLICI

Public areas
Espaces publics
Öffentliche Bereiche



TANTI VANTAGGI IN UN'UNICA MATERIA

LASTRE IN GRES PORCELLANATO
EXTRAFORTE AD ALTISSIME
PRESTAZIONI: INALTERABILI
NEL TEMPO, IMPAREGGIABILI
PER RESISTENZA E FACILITÀ DI
MANUTENZIONE.

COUNTLESS BENEFITS IN A SINGLE MATERIAL

EXTRA-STRONG VERY HIGH
PERFORMANCE PORCELAIN
STONEWARE TILES: NO
ALTERATIONS IN TIME,
UNEQUALLED IN STRENGTH
AND EASE OF MAINTENANCE.


DE NOMBREUX AVANTAGES RÉUNIS DANS UN SEUL MATÉRIAU

CARREAUX EN GRÈS CÉRAMÉ
EXTRAFORT ET TRÈS
HAUTES PERFORMANCES:
INALTÉRABLES DANS LE TEMPS,
INÉGALABLES PAR LEUR
RÉSISTANCE ET LEUR FACILITÉ
D'ENTRETIEN.

EIN EINZIGES MATERIAL UND VIELE PLUSPUNKTE

DIE EXTRADICKEN
FEINSTEINZEUGFLIESEN
SIND BESONDERS
LEISTUNGSSTARK: STANDFEST
UND MIT EINER EINMALINGEN
STRAPAZIERFÄHIGKEIT BEI
PROBLEMLOSER INSTANDHAITUNG.





WHITE



SAND



GREY



BEIGE



NUT



TAUPE



RUSTIC WHITE



RUSTIC NUT



RUSTIC SAND



RUSTIC BEIGE



RUSTIC GREY



RUSTIC TAUPE

RUSTIC

FORMATI

SIZES
FORMAT
PRODUKTFORMAT



30x160 (11^{3/4}"x62^{15/16}") RETT.
XRT316R22 BEIGE
XRT316R2 SAND
XRT316R8 NUT
XRT316R4 GREY

82



40x120 (15^{1/16}"x47^{1/8}") RETT.
XRT42R1 WHITE
XRT42R22 BEIGE
XRT42R2 SAND
XRT42R8 NUT
XRT42R4 GREY
XRT42R44 TAUPE

80

COLORI

COLOURS
COULEURS
FARBEN



WHITE SAND GREY BEIGE NUT TAUPE

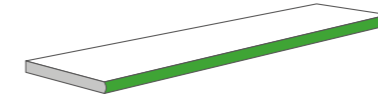
IMBALLI

PACKING
EMBALLAGE
VERPACKUNGSEINHEITEN

Formati / Sizes	pcs/box	m ² /box	kg/box	box/pallet	m ² /pallet	kg/pallet
30x160 Rett sp. 20mm	2	0,960	42,80	24	23,040	1056,60
40x120 Rett sp. 20mm	2	0,960	43,50	24	23,040	1058,50
40x120 Gradone Torato Lineare	1	-	21,80	-	-	-
40x120 Gradone Torato ang. DX/SX	1	-	21,80	-	-	-
40x120 Gradone Torato ang. Interno	2PZ/SC=1CP	-	39,50	-	-	-
40x120x5 Elemento L costa retta Lineare	2	-	46,00	-	-	-
40x120x5 Elemento L costa retta ang. DX/SX	1	-	24,30	-	-	-
30x160 Gradone Torato Lineare	1	-	21,75	-	-	-
30x160 Gradone Torato ang. DX/SX	1	-	21,75	-	-	-

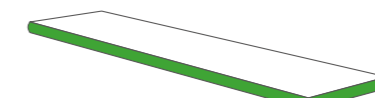
PEZZI SPECIALI

SPECIAL ITEMS
PIÈCES SPECIALES
FORMTEILE



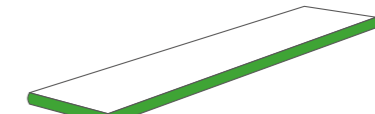
GRADONE TORATO LINEARE
30x160 (11^{3/4}"x62^{15/16}")
XRT36GL2 SAND
XRT36GL4 GREY
XRT36GL22 BEIGE
XRT36GL8 NUT

82



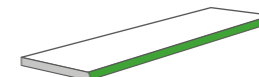
GRADONE TORATO ANG. DX
30x160 (11^{3/4}"x62^{15/16}")
XRT36AGDX2 SAND
XRT36AGDX4 GREY
XRT36AGDX22 BEIGE
XRT36AGDX8 NUT

86



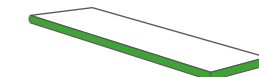
GRADONE TORATO ANG. SX
30x160 (11^{3/4}"x62^{15/16}")
XRT36AGSX2 SAND
XRT36AGSX4 GREY
XRT36AGSX22 BEIGE
XRT36AGSX8 NUT

86



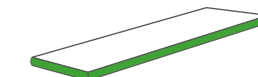
GRADONE TORATO LINEARE
40x120 (15^{1/16}"x47^{1/8}")
XRT4GL1 WHITE
XRT4GL2 SAND
XRT4GL4 GREY
XRT4GL22 BEIGE
XRT4GL8 NUT
XRT4GL44 TAUPE

79



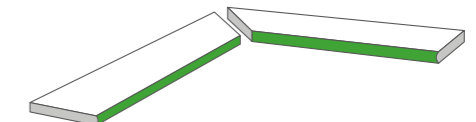
GRADONE TORATO ANG. DX
40x120 (15^{1/16}"x47^{1/8}")
XRT4AGDX1 WHITE
XRT4AGDX2 SAND
XRT4AGDX4 GREY
XRT4AGDX22 BEIGE
XRT4AGDX8 NUT
XRT4AGDX44 TAUPE

80



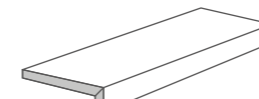
GRADONE TORATO ANG. SX
40x120 (15^{1/16}"x47^{1/8}")
XRT4AGSX1 WHITE
XRT4AGSX2 SAND
XRT4AGSX4 GREY
XRT4AGSX22 BEIGE
XRT4AGSX8 NUT
XRT4AGSX44 TAUPE

80



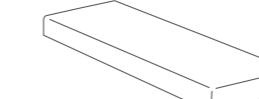
GRADONE TORATO ANG. INT.
40x120 (15^{1/16}"x47^{1/8}")
XRT4AGI1 WHITE
XRT4AGI2 SAND
XRT4AGI4 GREY
XRT4AGI22 BEIGE
XRT4AGI8 NUT
XRT4AGI44 TAUPE

84



ELEMENTO L COSTA
RETTA LINEARE
40x120x5 (15^{1/16}"x47^{1/8}" x1^{15/16}")
XRT4EL1 WHITE
XRT4EL2 SAND
XRT4EL4 GREY
XRT4EL22 BEIGE
XRT4EL8 NUT
XRT4EL44 TAUPE

80



ELEMENTO L ANGOLO DX
40x120x5 (15^{1/16}"x47^{1/8}" x1^{15/16}")
XRT4AELDX1 WHITE
XRT4AELDX2 SAND
XRT4AELDX4 GREY
XRT4AELD22 BEIGE
XRT4AELD8 NUT
XRT4AELD44 TAUPE


84



ELEMENTO L ANGOLO SX
40x120x5 (15^{1/16}"x47^{1/8}" x1^{15/16}")
XRT4AELSX1 WHITE
XRT4AELSX2 SAND
XRT4AELSX4 GREY
XRT4AELS22 BEIGE
XRT4AELS8 NUT
XRT4AELS44 TAUPE

84





BIANCO



BEIGE



GRIGIO



CENERE



NERO

PROJECT
KONKRETE



KONKRETE BIANCO



KONKRETE BEIGE



KONKRETE GRIGIO



KONKRETE NERO




KONKRETE CENERE

PROJECT
KONKRETE

FORMATI

SIZES
FORMAT
PRODUKTFORMAT



100x100 (39^{1/4}"x39^{1/4}") RETT.
XKO10R1 BIANCO
XKO10R2 BEIGE
XKO10R4 GRIGIO
XKO10R44 CENERE
XKO10R7 NERO

81



60x120 (23^{9/16}"x47^{1/8}") RETT.
XKO62R1 BIANCO
XKO62R2 BEIGE
XKO62R4 GRIGIO
XKO62R44 CENERE
XKO62R7 NERO

81



60x60 (23^{9/16}"x23^{9/16}") RETT.
XKO60R1 BIANCO
XKO60R2 BEIGE
XKO60R4 GRIGIO
XKO60R44 CENERE
XKO60R7 NERO

78

COLORI

COLOURS
COULEURS
FARBEN



BIANCO

BEIGE

GRIGIO

CENERE

NERO

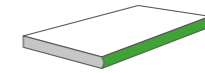
IMBALLI

PACKING
EMBALLAGE
VERPACKUNGSEINHEITEN

Formati / Sizes	pcs/box	m ² /box	kg/box	box/pallet	m ² /pallet	kg/pallet
100x100 Rett sp. 20mm	1	1,000	45,30	20	20,000	945,20
60x120 Rett sp. 20mm	1	0,720	33,00	32	23,040	1073,65
60x60 Rett sp. 20mm	2	0,720	32,70	32	23,040	1060,90
30x60 Gradone Torato Lineare	3	-	24,30	-	-	-
30x60 Gradone Torato ang. DX/SX	3	-	24,30	-	-	-
30x60 Gradone Torato ang. Interno	2PZ=1CP	-	12,20	-	-	-
30x60x5 Elemento L costa retta Lineare	2	-	18,40	-	-	-
30x60x5 Elemento L costa retta ang. DX/SX	2	-	19,50	-	-	-
20x60 Griglia	4	-	21,80	-	-	-

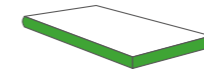
PEZZI SPECIALI

SPECIAL ITEMS
PIÈCES SPECIALES
FORMTEILE



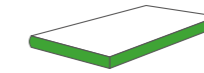
GRADONE TORATO LINEARE
30x60 (11^{3/4}"x23^{9/16}")
XKO3GL1 BIANCO
XKO3GL2 BEIGE
XKO3GL4 GRIGIO
XKO3GL44 CENERE
XKO3GL7 NERO

70



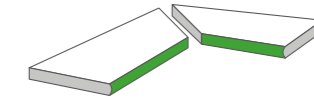
GRADONE TORATO ANG. DX
30x60 (11^{3/4}"x23^{9/16}")
XKO3AGDX1 BIANCO
XKO3AGDX2 BEIGE
XKO3AGDX4 GRIGIO
XKO3AGDX44 CENERE
XKO3AGDX7 NERO

78



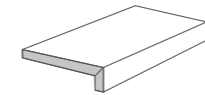
GRADONE TORATO ANG. SX
30x60 (11^{3/4}"x23^{9/16}")
XKO3AGSX1 BIANCO
XKO3AGSX2 BEIGE
XKO3AGSX4 GRIGIO
XKO3AGSX44 CENERE
XKO3AGSX7 NERO

78



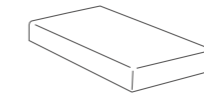
GRADONE TORATO ANG. INT.
30x60 (11^{3/4}"x23^{9/16}")
XKO3AGI1 BIANCO
XKO3AGI2 BEIGE
XKO3AGI4 GRIGIO
XKO3AGI44 CENERE
XKO3AGI7 NERO

83



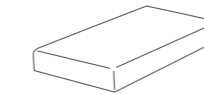
ELEMENTO L COSTA
RETTA LINEARE
30x60x5 (11^{3/4}"x23^{9/16}"x1^{15/16}")
XKO3EL1 BIANCO
XKO3EL2 BEIGE
XKO3EL4 GRIGIO
XKO3EL44 CENERE
XKO3EL7 NERO

73



ELEMENTO L ANGOLO DX
30x60x5 (11^{3/4}"x23^{9/16}"x1^{15/16}")
XKO3AELDX1 BIANCO
XKO3AELDX2 BEIGE
XKO3AELDX4 GRIGIO
XKO3AELDX44 CENERE
XKO3AELDX7 NERO

79



ELEMENTO L ANGOLO SX
30x60x5 (11^{3/4}"x23^{9/16}"x1^{15/16}")
XKO3AELSX1 BIANCO
XKO3AELSX2 BEIGE
XKO3AELSX4 GRIGIO
XKO3AELSX44 CENERE
XKO3AELSX7 NERO

79



GRIGLIA
20x60 (7^{7/8}"x23^{9/16}")
XKO6G1 BIANCO
XKO6G2 BEIGE
XKO6G4 GRIGIO
XKO6G44 CENERE
XKO6G7 NERO

79




V2



R11





PROJECT
MATERIKA

BIANCO



BEIGE



GRIGIO



CENERE



NERO



MATERIKA BIANCO



MATERIKA CENERE



MATERIKA GRIGIO



MATERIKA BEIGE



MATERIKA NERO

PROJECT
MATERIKA

FORMATI

SIZES
FORMAT
PRODUKTFORMAT



100x100 (39 1/4" x 39 1/4") RETT.
XMK10R1 BIANCO
XMK10R2 BEIGE
XMK10R4 GRIGIO
XMK10R44 CENERE
XMK10R7 NERO

81

COLORI

COLOURS
COULEURS
FARBEN



BIANCO BEIGE GRIGIO CENERE NERO

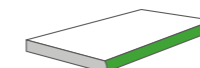
IMBALLI

PACKING
EMBALLAGE
VERPACKUNGSEINHEITEN

Formati / Sizes	pcs/box	m ² /box	kg/box	box/pallet	m ² /pallet	kg/pallet
100x100 Rett sp. 20mm	1	1,000	45,30	20	20,000	945,20
33x100 Gradone Torato Lineare	2	-	30,20	-	-	-
33x100 Gradone Torato ang. DX/SX	2	-	30,20	-	-	-
33x100 Gradone Torato ang. Interno	2PZ=1CP	-	27,00	-	-	-
33x100x5 Elemento L costa retta Lineare	2	-	32,20	-	-	-
33x100x5 Elemento L costa retta ang. DX/SX	2	-	34,00	-	-	-

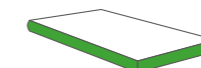
PEZZI SPECIALI

SPECIAL ITEMS
PIÈCES SPECIALES
FORMTEILE



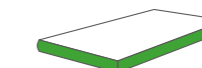
GRADONE TORATO LINEARE
 33x100 (13 1/8" x 39 1/4")
XMK3GL1 BIANCO
XMK3GL2 BEIGE
XMK3GL4 GRIGIO
XMK3GL44 CENERE
XMK3GL7 NERO

80



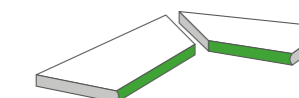
GRADONE TORATO ANG. DX
 33x100 (13 1/8" x 39 1/4")
XMK3AGDX1 BIANCO
XMK3AGDX2 BEIGE
XMK3AGDX4 GRIGIO
XMK3AGDX44 CENERE
XMK3AGDX7 NERO

83



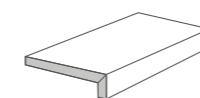
GRADONE TORATO ANG. SX
 33x100 (13 1/8" x 39 1/4")
XMK3AGSX1 BIANCO
XMK3AGSX2 BEIGE
XMK3AGSX4 GRIGIO
XMK3AGSX44 CENERE
XMK3AGSX7 NERO

83



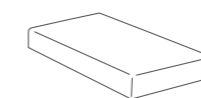
GRADONE TORATO ANG. INT.
 33x100 (13 1/8" x 39 1/4")
XMK3AGI1 BIANCO
XMK3AGI2 BEIGE
XMK3AGI4 GRIGIO
XMK3AGI44 CENERE
XMK3AGI7 NERO

85



ELEMENTO L COSTA
 RETTA LINEARE
 33x100x5 (13 1/8" x 39 1/4" x 1 15/16")
XMK3EL1 BIANCO
XMK3EL2 BEIGE
XMK3EL4 GRIGIO
XMK3EL44 CENERE
XMK3EL7 NERO

83



ELEMENTO L ANGOLO DX
 33x100x5 (13 1/8" x 39 1/4" x 1 15/16")
XMK3AELDX1 BIANCO
XMK3AELDX2 BEIGE
XMK3AELDX4 GRIGIO
XMK3AELD44 CENERE
XMK3AELDX7 NERO


84



ELEMENTO L ANGOLO SX
 33x100x5 (13 1/8" x 39 1/4" x 1 15/16")
XMK3AELSX1 BIANCO
XMK3AELSX2 BEIGE
XMK3AELSX4 GRIGIO
XMK3AELS44 CENERE
XMK3AELSX7 NERO

84





STONES
SLATE

GRIGIO



PIOMBO



ANTRACITE



SLATE GRIGIO



SLATE ANTRACITE




SLATE PIOMBO

STONES
SLATE

FORMATI

SIZES
FORMAT
PRODUKTFORMAT



100x100 (39^{1/4}"x39^{1/4}") RETT.
XSL10R4 GRIGIO
XSL10R44 PIOMBO
XSL10R7 ANTRACITE
81




60x120 (23^{9/16}"x47^{1/8}") RETT.
XSL62R4 GRIGIO
XSL62R44 PIOMBO
XSL62R7 ANTRACITE
81



60x60 (23^{9/16}"x23^{9/16}") RETT.
XSL60R4 GRIGIO
XSL60R44 PIOMBO
XSL60R7 ANTRACITE
78

COLORI

COLOURS
COULEURS
FARBEN



GRIGIO

PIOMBO

ANTRACITE

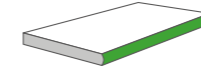
IMBALLI

PACKING
EMBALLAGE
VERPACKUNGSEINHEITEN

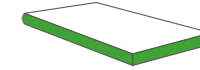
Formati / Sizes	pcs/box	m ² /box	kg/box	box/pallet	m ² /pallet	kg/pallet
100x100 Rett sp. 20mm	1	1,000	45,30	20	20,000	945,20
60x120 Rett sp. 20mm	1	0,720	33,00	32	23,040	1073,65
60x60 Rett sp. 20mm	2	0,720	32,70	32	23,040	1060,90
30x60 Gradone Torato Lineare	3	-	24,30	-	-	-
30x60 Gradone Torato ang. DX/SX	3	-	24,30	-	-	-
30x60 Gradone Torato ang. Interno	2PZ=1CP	-	12,20	-	-	-
30x60x5 Elemento L costa retta Lineare	2	-	18,40	-	-	-
30x60x5 Elemento L costa retta ang. DX/SX	2	-	19,50	-	-	-
20x60 Griglia	4	-	21,80	-	-	-

PEZZI SPECIALI

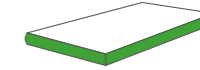
SPECIAL ITEMS
PIÈCES SPECIALES
FORMTEILE



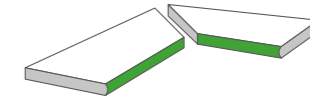
GRADONE TORATO LINEARE
30x60 (11^{3/4}"x23^{9/16}")
XSL3GL4 GRIGIO
XSL3GL44 PIOMBO
XSL3GL7 ANTRACITE
70



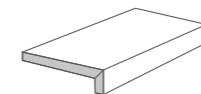
GRADONE TORATO ANG. DX
30x60 (11^{3/4}"x23^{9/16}")
XSL3AGDX4 GRIGIO
XSL3AGDX44 PIOMBO
XSL3AGDX7 ANTRACITE
78



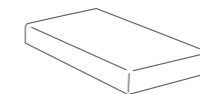
GRADONE TORATO ANG. SX
30x60 (11^{3/4}"x23^{9/16}")
XSL3AGSX4 GRIGIO
XSL3AGSX44 PIOMBO
XSL3AGSX7 ANTRACITE
78



GRADONE TORATO ANG. INT.
30x60 (11^{3/4}"x23^{9/16}")
XSL3AGI4 GRIGIO
XSL3AGI44 PIOMBO
XSL3AGI7 ANTRACITE
83



ELEMENTO L COSTA
RETTA LINEARE
30x60x5 (11^{3/4}"x23^{9/16}"x1^{15/16}")
XSL3EL4 GRIGIO
XSL3EL44 PIOMBO
XSL3EL7 ANTRACITE
73



ELEMENTO L ANGOLO DX
30x60x5 (11^{3/4}"x23^{9/16}"x1^{15/16}")
XSL3AELDX4 GRIGIO
XSL3AELDX44 PIOMBO
XSL3AELDX7 ANTRACITE
79



ELEMENTO L ANGOLO SX
30x60x5 (11^{3/4}"x23^{9/16}"x1^{15/16}")
XSL3AELSX4 GRIGIO
XSL3AELSX44 PIOMBO
XSL3AELSX7 ANTRACITE
79



GRIGLIA
20x60 (7^{7/8}"x23^{9/16}")
XSL6G4 GRIGIO
XSL6G44 PIOMBO
XSL6G7 ANTRACITE
79





V2



R11








QUARTZ WHITE



QUARTZ GOLD



QUARTZ SILVER

STONES
QUARTZ

FORMATI

SIZES
FORMAT
PRODUKTFORMAT



60x120 (23⁹/₁₆"x47¹/₈") RETT.
XQR62R1 WHITE
XQR62R2 GOLD
XQR62R4 SILVER

81




60x60 (23⁹/₁₆"x23⁹/₁₆") RETT.
XQR60R1 WHITE
XQR60R2 GOLD
XQR60R4 SILVER

78

COLORI

COLOURS
COULEURS
FARBEN



WHITE

GOLD

SILVER

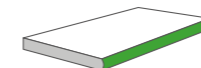
IMBALLI

PACKING
EMBALLAGE
VERPACKUNGSEINHEITEN

Formati / Sizes	pcs/box	m ² /box	kg/box	box/pallet	m ² /pallet	kg/pallet
60x120 Rett sp. 20mm	1	0,720	33,00	32	23,040	1073,65
60x60 Rett sp. 20mm	2	0,720	32,70	32	23,040	1060,90
30x60 Gradone Torato Lineare	3	-	24,30	-	-	-
30x60 Gradone Torato ang. DX/SX	3	-	24,30	-	-	-
30x60 Gradone Torato ang. Interno	2PZ=1CP	-	12,20	-	-	-
30x60x5 Elemento L costa retta Lineare	2	-	18,40	-	-	-
30x60x5 Elemento L costa retta ang. DX/SX	2	-	19,50	-	-	-
20x60 Griglia	4	-	21,80	-	-	-

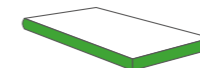
PEZZI SPECIALI

SPECIAL ITEMS
PIÈCES SPECIALES
FORMTEILE



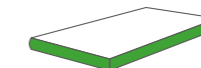
GRADONE TORATO LINEARE
30x60 (11³/₄"x23⁹/₁₆")
XQR3GL1 WHITE
XQR3GL2 GOLD
XQR3GL4 SILVER

70



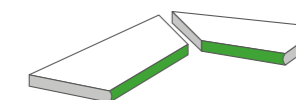
GRADONE TORATO ANG. DX
30x60 (11³/₄"x23⁹/₁₆")
XQR3AGDX1 WHITE
XQR3AGDX2 GOLD
XQR3AGDX4 SILVER

78



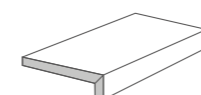
GRADONE TORATO ANG. SX
30x60 (11³/₄"x23⁹/₁₆")
XQR3AGSX1 WHITE
XQR3AGSX2 GOLD
XQR3AGSX4 SILVER

78



GRADONE TORATO ANG. INT.
30x60 (11³/₄"x23⁹/₁₆")
XQR3AGI1 WHITE
XQR3AGI2 GOLD
XQR3AGI4 SILVER

83



ELEMENTO L COSTA
RETTA LINEARE
30x60x5 (11³/₄"x23⁹/₁₆"x1¹⁵/₁₆")
XQR3EL1 WHITE
XQR3EL2 GOLD
XQR3EL4 SILVER

73



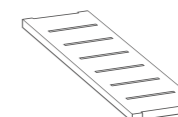
ELEMENTO L ANGOLO DX
30x60x5 (11³/₄"x23⁹/₁₆"x1¹⁵/₁₆")
XQR3AELDX1 WHITE
XQR3AELDX2 GOLD
XQR3AELDX4 SILVER

79



ELEMENTO L ANGOLO SX
30x60x5 (11³/₄"x23⁹/₁₆"x1¹⁵/₁₆")
XQR3AELSX1 WHITE
XQR3AELSX2 GOLD
XQR3AELSX4 SILVER

79



GRIGLIA
20x60 (7⁷/₈"x23⁹/₁₆")
XQR6G1 WHITE
XQR6G2 GOLD
XQR6G4 SILVER

79





V3



R11





STONES
WALS

BIANCO



BEIGE



GRIGIO



WALS BEIGE



WALS BIANCO




WALS GRIGIO

STONES
WALS

FORMATI

SIZES
FORMAT
PRODUKTFORMAT




60x120 (23⁹/₁₆"x47¹/₈") RETT.
XWL62R1 BIANCO
XWL62R2 BEIGE
XWL62R4 GRIGIO
81



60x60 (23⁹/₁₆"x23⁹/₁₆") RETT.
XWL60R1 BIANCO
XWL60R2 BEIGE
XWL60R4 GRIGIO
78

COLORI

COLOURS
COULEURS
FARBEN



BIANCO BEIGE GRIGIO

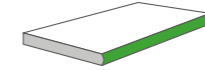
IMBALLI

PACKING
EMBALLAGE
VERPACKUNGSEINHEITEN

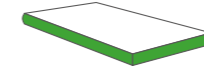
Formati / Sizes	pcs/box	m ² /box	kg/box	box/pallet	m ² /pallet	kg/pallet
60x120 Rett sp. 20mm	1	0,720	33,00	32	23,040	1073,65
60x60 Rett sp. 20mm	2	0,720	32,70	32	23,040	1060,90
30x60 Gradone Torato Lineare	3	-	24,30	-	-	-
30x60 Gradone Torato ang. DX/SX	3	-	24,30	-	-	-
30x60 Gradone Torato ang. Interno	2PZ=1CP	-	12,20	-	-	-
30x60x5 Elemento L costa retta Lineare	2	-	18,40	-	-	-
30x60x5 Elemento L costa retta ang. DX/SX	2	-	19,50	-	-	-
20x60 Griglia	4	-	21,80	-	-	-

PEZZI SPECIALI

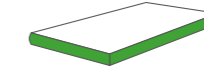
SPECIAL ITEMS
PIÈCES SPECIALES
FORMTEILE



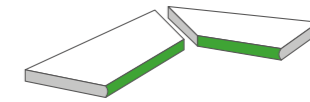
GRADONE TORATO LINEARE
30x60 (11³/₄"x23⁹/₁₆")
XWL3GL1 BIANCO
XWL3GL2 BEIGE
XWL3GL4 GRIGIO
70



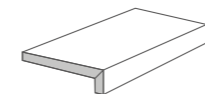
GRADONE TORATO ANG. DX
30x60 (11³/₄"x23⁹/₁₆")
XWL3AGDX1 BIANCO
XWL3AGDX2 BEIGE
XWL3AGDX4 GRIGIO
78



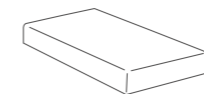
GRADONE TORATO ANG. SX
30x60 (11³/₄"x23⁹/₁₆")
XWL3AGSX1 BIANCO
XWL3AGSX2 BEIGE
XWL3AGSX4 GRIGIO
78



GRADONE TORATO ANG. INT.
30x60 (11³/₄"x23⁹/₁₆")
XWL3AGI1 BIANCO
XWL3AGI2 BEIGE
XWL3AGI4 GRIGIO
83



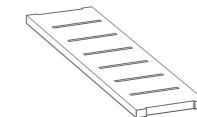
ELEMENTO L COSTA
RETTA LINEARE
30x60x5 (11³/₄"x23⁹/₁₆"x1¹⁵/₁₆")
XWL3EL1 BIANCO
XWL3EL2 BEIGE
XWL3EL4 GRIGIO
73



ELEMENTO L ANGOLO DX
30x60x5 (11³/₄"x23⁹/₁₆"x1¹⁵/₁₆")
XWL3AELDX1 BIANCO
XWL3AELDX2 BEIGE
XWL3AELDX4 GRIGIO
79



ELEMENTO L ANGOLO SX
30x60x5 (11³/₄"x23⁹/₁₆"x1¹⁵/₁₆")
XWL3AELSX1 BIANCO
XWL3AELSX2 BEIGE
XWL3AELSX4 GRIGIO
79



GRIGLIA
20x60 (7⁷/₈"x23⁹/₁₆")
XWL6G1 BIANCO
XWL6G2 BEIGE
XWL6G4 GRIGIO
79




V2



R11





CONCEPT
DECK

WHITE

IVORY

MUDDY

LIGHT
GREY

DARK
GREY

BROWN

BLACK



DECK BROWN



DECK IVORY



DECK LIGHT GREY



DECK MUDDY



DECK **DARK GREY**



DECK **WHITE**



DECK **BLACK**



FORMATI

SIZES
FORMAT
PRODUKTFORMAT



40x120 (15^{11/16}"x47^{1/8}") RETT.
XDK42R1 WHITE
XDK42R2 IVORY
XDK42R6 MUDDY
XDK42R4 LIGHT GREY
XDK42R44 DARK GREY
XDK42R7 BLACK
XDK42R8 BROWN

80

COLORI

COLOURS
COULEURS
FARBEN



WHITE IVORY MUDDY LIGHT GREY DARK GREY BROWN BLACK

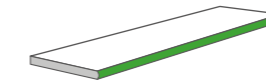
IMBALLI

PACKING
EMBALLAGE
VERPACKUNGSEINHEITEN

Formati / Sizes	pcs/box	m ² /box	kg/box	box/pallet	m ² /pallet	kg/pallet
40x120 Rett sp. 20mm	2	0,960	43,50	24	23,040	1058,50
40x120 Gradone Torato Lineare	1	-	21,80	-	-	-
40x120 Gradone Torato ang. DX/SX	1	-	21,80	-	-	-
40x120 Gradone Torato ang. Interno	2PZ=1CP	-	39,50	-	-	-
40x120x5 Elemento L costa retta Lineare	2	-	46,00	-	-	-
40x120x5 Elemento L costa retta ang. DX/SX	1	-	24,30	-	-	-

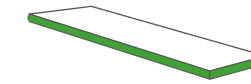
PEZZI SPECIALI

SPECIAL ITEMS
PIÈCES SPECIALES
FORMTEILE



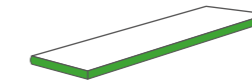
GRADONE TORATO LINEARE
40x120 (15^{11/16}"x47^{1/8}")
XDK4GL1 WHITE
XDK4GL2 IVORY
XDK4GL6 MUDDY
XDK4GL4 LIGHT GREY
XDK4GL44 DARK GREY
XDK4GL7 BLACK
XDK4GL8 BROWN

79



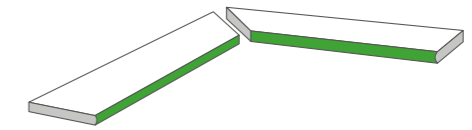
GRADONE TORATO ANG. DX
40x120 (15^{11/16}"x47^{1/8}")
XDK4AGDX1 WHITE
XDK4AGDX2 IVORY
XDK4AGDX6 MUDDY
XDK4AGDX4 LIGHT GREY
XDK4AGDX44 DARK GREY
XDK4AGDX7 BLACK
XDK4AGDX8 BROWN

80



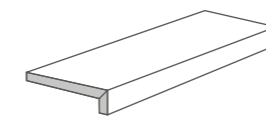
GRADONE TORATO ANG. SX
40x120 (15^{11/16}"x47^{1/8}")
XDK4AGSX1 WHITE
XDK4AGSX2 IVORY
XDK4AGSX6 MUDDY
XDK4AGSX4 LIGHT GREY
XDK4AGSX44 DARK GREY
XDK4AGSX7 BLACK
XDK4AGSX8 BROWN

80



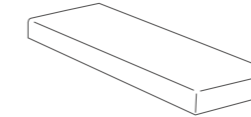
GRADONE TORATO ANG. INT.
40x120 (15^{11/16}"x47^{1/8}")
XDK4AGI1 WHITE
XDK4AGI2 IVORY
XDK4AGI6 MUDDY
XDK4AGI4 LIGHT GREY
XDK4AGI44 DARK GREY
XDK4AGI7 BLACK
XDK4AGI8 BROWN

84



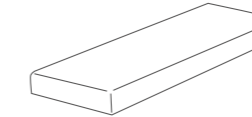
ELEMENTO L COSTA
RETTA LINEARE
40x120x5 (15^{11/16}"x47^{1/8}"x1^{15/16}")
XDK4EL1 WHITE
XDK4EL2 IVORY
XDK4EL6 MUDDY
XDK4EL4 LIGHT GREY
XDK4EL44 DARK GREY
XDK4EL7 BLACK
XDK4EL8 BROWN

80




ELEMENTO L ANGOLO DX
40x120x5 (15^{11/16}"x47^{1/8}"x1^{15/16}")
XDK4AELDX1 WHITE
XDK4AELDX2 IVORY
XDK4AELDX6 MUDDY
XDK4AELDX4 LIGHT GREY
XDK4AELDX44 DARK GREY
XDK4AELDX7 BLACK
XDK4AELDX8 BROWN


84



ELEMENTO L ANGOLO SX
40x120x5 (15^{11/16}"x47^{1/8}"x1^{15/16}")
XDK4AELSX1 WHITE
XDK4AELSX2 IVORY
XDK4AELSX6 MUDDY
XDK4AELSX4 LIGHT GREY
XDK4AELS44 DARK GREY
XDK4AELSX7 BLACK
XDK4AELSX8 BROWN

84





CONCEPT
LAND

WHITE

IVORY

MUDDY

LIGHT
GREY

DARK
GREY

BROWN

BLACK



LAND WHITE



LAND MUDDY



LAND BLACK



LAND IVORY



LAND DARK GREY



LAND BROWN



LAND LIGHT GREY



LAND

FORMATI

SIZES
FORMAT
PRODUKTFORMAT



80x80 (317/16" x 317/16") RETT.
XLD80R1 WHITE
XLD80R2 IVORY
XLD80R6 MUDDY
XLD80R4 LIGHT GREY
XLD80R44 DARK GREY
XLD80R7 BLACK
XLD80R8 BROWN

80



60x60 (239/16" x 239/16") RETT.
XLD60R1 WHITE
XLD60R2 IVORY
XLD60R6 MUDDY
XLD60R4 LIGHT GREY
XLD60R44 DARK GREY
XLD60R7 BLACK
XLD60R8 BROWN

78




40x80 (1511/16" x 317/16") RETT.
XLD48R1 WHITE
XLD48R2 IVORY
XLD48R6 MUDDY
XLD48R4 LIGHT GREY
XLD48R44 DARK GREY
XLD48R7 BLACK
XLD48R8 BROWN

79

COLORI

COLOURS
COULEURS
FARBEN



WHITE IVORY MUDDY LIGHT GREY DARK GREY BROWN BLACK

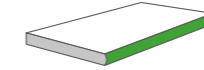
IMBALLI

PACKING
EMBALLAGE
VERPACKUNGSEINHEITEN

Formati / Sizes	pcs/box	m ² /box	kg/box	box/pallet	m ² /pallet	kg/pallet
40x80 Rett sp. 20mm	2	0,640	28,90	24	15,360	708,10
80x80 Rett sp. 20mm	1	0,640	28,70	40	25,600	1170,80
60x60 Rett sp. 20mm	2	0,720	32,70	32	23,040	1060,90
30x60 Gradone Torato Lineare	3	-	24,30	-	-	-
30x60 Gradone Torato ang. DX/SX	3	-	24,30	-	-	-
30x60 Gradone Torato ang. Interno	2PZ=1CP	-	12,20	-	-	-
30x60x5 Elemento L costa retta Lineare	2	-	18,40	-	-	-
30x60x5 Elemento L costa retta ang. DX/SX	2	-	19,50	-	-	-
20x60 Griglia	4	-	21,80	-	-	-

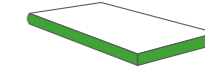
PEZZI SPECIALI

SPECIAL ITEMS
PIÈCES SPECIALES
FORMTEILE



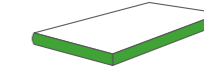
GRADONE TORATO LINEARE
30x60 (113/4" x 239/16")
XLD3GL1 WHITE
XLD3GL2 IVORY
XLD3GL6 MUDDY
XLD3GL4 LIGHT GREY
XLD3GL44 DARK GREY
XLD3GL7 BLACK
XLD3GL8 BROWN

70



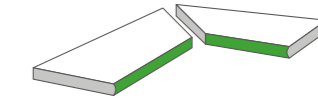
GRADONE TORATO ANG. DX
30x60 (113/4" x 239/16")
XLD3AGDX1 WHITE
XLD3AGDX2 IVORY
XLD3AGDX6 MUDDY
XLD3AGDX4 LIGHT GREY
XLD3AGDX44 DARK GREY
XLD3AGDX7 BLACK
XLD3AGDX8 BROWN

78



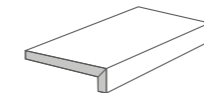
GRADONE TORATO ANG. SX
30x60 (113/4" x 239/16")
XLD3AGSX1 WHITE
XLD3AGSX2 IVORY
XLD3AGSX6 MUDDY
XLD3AGSX4 LIGHT GREY
XLD3AGSX44 DARK GREY
XLD3AGSX7 BLACK
XLD3AGSX8 BROWN

78



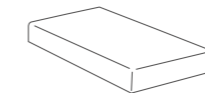
GRADONE TORATO ANG. INT.
30x60 (113/4" x 239/16")
XLD3AGI1 WHITE
XLD3AGI2 IVORY
XLD3AGI6 MUDDY
XLD3AGI4 LIGHT GREY
XLD3AGI44 DARK GREY
XLD3AGI7 BLACK
XLD3AGI8 BROWN

83



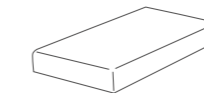
ELEMENTO L COSTA
RETTA LINEARE
30x60x5 (113/4" x 239/16" x 15/16")
XLD3EL1 WHITE
XLD3EL2 IVORY
XLD3EL6 MUDDY
XLD3EL4 LIGHT GREY
XLD3EL44 DARK GREY
XLD3EL7 BLACK
XLD3EL8 BROWN

73



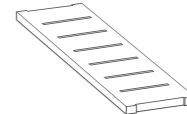
ELEMENTO L ANGOLO DX
30x60x5 (113/4" x 239/16" x 15/16")
XLD3AELDX1 WHITE
XLD3AELDX2 IVORY
XLD3AELDX6 MUDDY
XLD3AELDX4 LIGHT GREY
XLD3AELDX44 DARK GREY
XLD3AELDX7 BLACK
XLD3AELDX8 BROWN

79



ELEMENTO L ANGOLO SX
30x60x5 (113/4" x 239/16" x 15/16")
XLD3AELSX1 WHITE
XLD3AELSX2 IVORY
XLD3AELSX6 MUDDY
XLD3AELSX4 LIGHT GREY
XLD3AELSX44 DARK GREY
XLD3AELSX7 BLACK
XLD3AELSX8 BROWN

79



GRIGLIA
20x60 (77/8" x 239/16")
XLD6G1 WHITE
XLD6G2 IVORY
XLD6G6 MUDDY
XLD6G4 LIGHT GREY
XLD6G44 DARK GREY
XLD6G7 BLACK
XLD6G8 BROWN

79




V2



R11





BIANCO

MIELE

BEIGE

GRIGIO

OLIVA

CILIEGIO

NOCE



MORE BIANCO



MORE MIELE



MORE BEIGE



MORE CILIEGIO



MORE GRIGIO



MORE NOCE



MORE OLIVA



FORMATI

SIZES
FORMAT
PRODUKTFORMAT



60x60 (23⁹/₁₆"x23⁹/₁₆") RETT.
XMR60R22 MIELE
XMR60R2 BEIGE
XMR60R4 GRIGIO
XMR60R1 BIANCO
XMR60R6 OLIVA
XMR60R5 CILIEGIO
XMR60R8 NOCE

78



40x120 (15¹¹/₁₆"x47¹/₈") RETT.
XMR42R22 MIELE
XMR42R2 BEIGE
XMR42R4 GRIGIO
XMR42R1 BIANCO
XMR42R6 OLIVA
XMR42R5 CILIEGIO
XMR42R8 NOCE

80

COLORI

COLOURS
COULEURS
FARBEN



BIANCO MIELE BEIGE GRIGIO OLIVA CILIEGIO NOCE

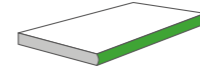
IMBALLI

PACKING
EMBALLAGE
VERPACKUNGSEINHEITEN

Formati / Sizes	pcs/box	m ² /box	kg/box	box/pallet	m ² /pallet	kg/pallet
40x120 Rett sp. 20mm	2	0,960	43,50	24	23,040	1058,50
60x60 Rett sp. 20mm	2	0,720	32,70	32	23,040	1060,90
30x60 Gradone Torato Lineare	3	-	24,30	-	-	-
30x60 Gradone Torato ang. DX/SX	3	-	24,30	-	-	-
30x60 Gradone Torato ang. Interno	2PZ=1CP	-	12,20	-	-	-
30x60x5 Elemento L costa retta Lineare	2	-	18,40	-	-	-
30x60x5 Elemento L costa retta ang. DX/SX	2	-	19,50	-	-	-
40x120 Gradone Torato Lineare	1	-	21,80	-	-	-
40x120 Gradone Torato ang. DX/SX	1	-	21,80	-	-	-
40x120 Gradone Torato ang. Interno	2PZ/SC=1CP	-	39,50	-	-	-
40x120x5 Elemento L costa retta Lineare	2	-	46,00	-	-	-
40x120x5 Elemento L costa retta ang. DX/SX	1	-	24,30	-	-	-
20x60 Griglia	4	-	21,80	-	-	-

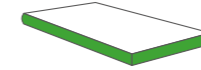
PEZZI SPECIALI

SPECIAL ITEMS
PIÈCES SPECIALES
FORMTEILE



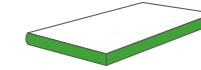
GRADONE TORATO LINEARE
30x60 (11³/₄"x23⁹/₁₆")
XMR3GL22 MIELE
XMR3GL2 BEIGE
XMR3GL4 GRIGIO
XMR3GL1 BIANCO
XMR3GL6 OLIVA
XMR3GL5 CILIEGIO
XMR3GL8 NOCE

70



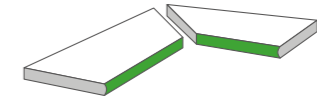
GRADONE TORATO ANG. DX
30x60 (11³/₄"x23⁹/₁₆")
XMR3AGDX22 MIELE
XMR3AGDX2 BEIGE
XMR3AGDX4 GRIGIO
XMR3AGDX1 BIANCO
XMR3AGDX6 OLIVA
XMR3AGDX5 CILIEGIO
XMR3AGDX8 NOCE

78



GRADONE TORATO ANG. SX
30x60 (11³/₄"x23⁹/₁₆")
XMR3AGSX22 MIELE
XMR3AGSX2 BEIGE
XMR3AGSX4 GRIGIO
XMR3AGSX1 BIANCO
XMR3AGSX6 OLIVA
XMR3AGSX5 CILIEGIO
XMR3AGSX8 NOCE

78



GRADONE TORATO ANG. INT.
30x60 (11³/₄"x23⁹/₁₆")
XMR3AGI22 MIELE
XMR3AGI2 BEIGE
XMR3AGI4 GRIGIO
XMR3AGI1 BIANCO
XMR3AGI6 OLIVA
XMR3AGI5 CILIEGIO
XMR3AGI8 NOCE

83

40x120 (15¹¹/₁₆"x47¹/₈")
XMR4GL22 MIELE
XMR4GL2 BEIGE
XMR4GL4 GRIGIO
XMR4GL1 BIANCO
XMR4GL6 OLIVA
XMR4GL5 CILIEGIO
XMR4GL8 NOCE

79

40x120 (15¹¹/₁₆"x47¹/₈")
XMR4AGDX22 MIELE
XMR4AGDX2 BEIGE
XMR4AGDX4 GRIGIO
XMR4AGDX1 BIANCO
XMR4AGDX6 OLIVA
XMR4AGDX5 CILIEGIO
XMR4AGDX8 NOCE

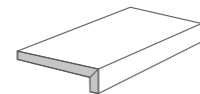
80

40x120 (15¹¹/₁₆"x47¹/₈")
XMR4AGSX22 MIELE
XMR4AGSX2 BEIGE
XMR4AGSX4 GRIGIO
XMR4AGSX1 BIANCO
XMR4AGSX6 OLIVA
XMR4AGSX5 CILIEGIO
XMR4AGSX8 NOCE

80

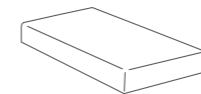
40x120 (15¹¹/₁₆"x47¹/₈")
XMR4AGI22 MIELE
XMR4AGI2 BEIGE
XMR4AGI4 GRIGIO
XMR4AGI1 BIANCO
XMR4AGI6 OLIVA
XMR4AGI5 CILIEGIO
XMR4AGI8 NOCE

84



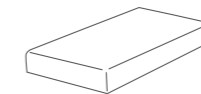
ELEMENTO L COSTA
RETTA LINEARE
30x60x5 (11³/₄"x23⁹/₁₆"x1¹⁵/₁₆")
XMR3EL22 MIELE
XMR3EL2 BEIGE
XMR3EL4 GRIGIO
XMR3EL1 BIANCO
XMR3EL6 OLIVA
XMR3EL5 CILIEGIO
XMR3EL8 NOCE

73



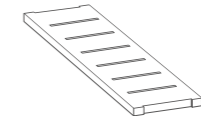
ELEMENTO L ANGOLO DX
30x60x5 (11³/₄"x23⁹/₁₆"x1¹⁵/₁₆")
XMR3AELD22 MIELE
XMR3AELD2 BEIGE
XMR3AELD4 GRIGIO
XMR3AELD1 BIANCO
XMR3AELD6 OLIVA
XMR3AELD5 CILIEGIO
XMR3AELD8 NOCE

79



ELEMENTO L ANGOLO SX
30x60x5 (11³/₄"x23⁹/₁₆"x1¹⁵/₁₆")
XMR3AELS22 MIELE
XMR3AELS2 BEIGE
XMR3AELS4 GRIGIO
XMR3AELS1 BIANCO
XMR3AELS6 OLIVA
XMR3AELS5 CILIEGIO
XMR3AELS8 NOCE

79



GRIGLIA
20x60 (7⁷/₈"x23⁹/₁₆")
XMR6G22 MIELE
XMR6G2 BEIGE
XMR6G4 GRIGIO
XMR6G1 BIANCO
XMR6G6 OLIVA
XMR6G5 CILIEGIO
XMR6G8 NOCE

79

40x120x5 (15¹¹/₁₆"x47¹/₈"x1¹⁵/₁₆")
XMR4EL22 MIELE
XMR4EL2 BEIGE
XMR4EL4 GRIGIO
XMR4EL1 BIANCO
XMR4EL6 OLIVA
XMR4EL5 CILIEGIO
XMR4EL8 NOCE

80

40x120x5 (15¹¹/₁₆"x47¹/₈"x1¹⁵/₁₆")
XMR4AELD22 MIELE
XMR4AELD2 BEIGE
XMR4AELD4 GRIGIO
XMR4AELD1 BIANCO
XMR4AELD6 OLIVA
XMR4AELD5 CILIEGIO
XMR4AELD8 NOCE

84

40x120x5 (15¹¹/₁₆"x47¹/₈"x1¹⁵/₁₆")
XMR4AELS22 MIELE
XMR4AELS2 BEIGE
XMR4AELS4 GRIGIO
XMR4AELS1 BIANCO
XMR4AELS6 OLIVA
XMR4AELS5 CILIEGIO
XMR4AELS8 NOCE

84




V3



R11





ALMONDS



ELM



OAK



MAPLE



CHERRY



WOODLAND OAK



WOODLAND ELM



WOODLAND ALMONDS



WOODLAND CHERRY



WOODLAND MAPLE

WOODLAND

FORMATI

SIZES
FORMAT
PRODUKTFORMAT



30x160 (11^{3/4}x62^{13/16}) RETT.
XWD316R1 ALMONDS
XWD316R2 ELM
XWD316R4 MAPLE
XWD316R6 OAK
XWD316R5 CHERRY
139

COLORI

COLOURS
COULEURS
FARBEN



ALMONDS ELM OAK MAPLE CHERRY

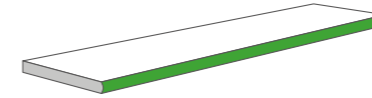
IMBALLI

PACKING
EMBALLAGE
VERPACKUNGSEINHEITEN

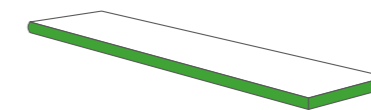
Formati / Sizes	pcs/box	m ² /box	kg/box	box/pallet	m ² /pallet	kg/pallet
30x160 Rett sp. 20mm	2	0,960	42,80	24	23,040	1056,60
30x160 Gradone Torato Lineare	1	-	21,75	-	-	-
30x160 Gradone Torato ang. DX/SX	1	-	21,75	-	-	-

PEZZI SPECIALI

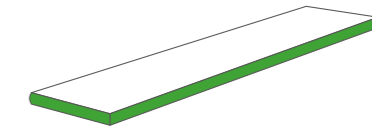
SPECIAL ITEMS
PIÈCES SPECIALES
FORMTEILE



GRADONE TORATO LINEARE
 30x160 (11^{3/4}x62^{13/16})
XWD36GL1 ALMONDS
XWD36GL2 ELM
XWD36GL4 MAPLE
XWD36GL6 OAK
XWD36GL5 CHERRY
82




GRADONE TORATO ANG. DX
 30x160 (11^{3/4}x62^{13/16})
XWD36AGDX1 ALMONDS
XWD36AGDX2 ELM
XWD36AGDX4 MAPLE
XWD36AGDX6 OAK
XWD36AGDX5 CHERRY
86



GRADONE TORATO ANG. SX
 30x160 (11^{3/4}x62^{13/16})
XWD36AGSX1 ALMONDS
XWD36AGSX2 ELM
XWD36AGSX4 MAPLE
XWD36AGSX6 OAK
XWD36AGSX5 CHERRY
86





AEQUA

NIX

SILVA

CASTOR

CIRRUS

TUR



AEQUA NIX



AEQUA CIRRUS



AEQUA CASTOR



AEQUA SILVA



AEQUA TUR

AEQUA

FORMATI

SIZES
FORMAT
PRODUKTFORMAT



30x160 (11^{3/4}"x62^{15/16}") RETT.
XAQ316R1 NIX
XAQ316R2 SILVA
XAQ316R6 CASTOR
XAQ316R4 CIRRUS
XAQ316R8 TUR

82



60x60 (23^{9/16}"x23^{9/16}") RETT.
XAQ60R1 NIX
XAQ60R2 SILVA
XAQ60R6 CASTOR
XAQ60R4 CIRRUS
XAQ60R8 TUR

78




40x120 (15^{11/16}"x47^{1/8}") RETT.
XAQ42R1 NIX
XAQ42R2 SILVA
XAQ42R6 CASTOR
XAQ42R4 CIRRUS
XAQ42R8 TUR

80

COLORI

COLOURS
COULEURS
FARBEN



NIX

SILVA

CASTOR

CIRRUS

TUR

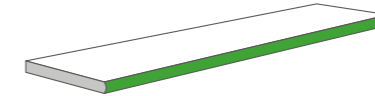
IMBALLI

PACKING
EMBALLAGE
VERPACKUNGSEINHEITEN

Formati / Sizes	pcs/box	m ² /box	kg/box	box/pallet	m ² /pallet	kg/pallet
30x160 Rett sp. 20mm	2	0,960	42,80	24	23,040	1056,60
40x120 Rett sp. 20mm	2	0,960	43,50	24	23,040	1058,50
60x60 Rett sp. 20mm	2	0,720	32,70	32	23,040	1060,90
30x60 Gradone Torato Lineare	3	-	24,30	-	-	-
30x60 Gradone Torato ang. DX/SX	3	-	24,30	-	-	-
30x60 Gradone Torato ang. Interno	2PZ=1CP	-	12,20	-	-	-
30x60x5 Elemento L costa retta Lineare	2	-	18,40	-	-	-
30x60x5 Elemento L costa retta ang. DX/SX	2	-	19,50	-	-	-
40x120 Gradone Torato Lineare	1	-	21,80	-	-	-
40x120 Gradone Torato ang. DX/SX	1	-	21,80	-	-	-
40x120 Gradone Torato ang. Interno	2PZ/SC=1CP	-	39,50	-	-	-
40x120x5 Elemento L costa retta Lineare	2	-	46,00	-	-	-
40x120x5 Elemento L costa retta ang. DX/SX	1	-	24,30	-	-	-
30x160 Gradone Torato Lineare	1	-	21,75	-	-	-
30x160 Gradone Torato ang. DX/SX	1	-	21,75	-	-	-
20x60 Griglia	4	-	21,80	-	-	-

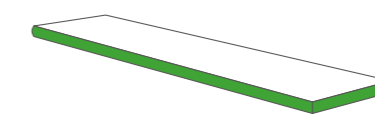
PEZZI SPECIALI

SPECIAL ITEMS
PIÈCES SPECIALES
FORMTEILE



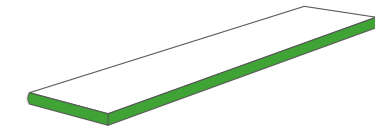
GRADONE TORATO LINEARE
30x160 (11^{3/4}"x62^{15/16}")
XAQ36GL1 NIX
XAQ36GL2 SILVA
XAQ36GL6 CASTOR
XAQ36GL4 CIRRUS
XAQ36GL8 TUR

82



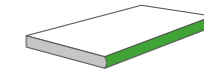
GRADONE TORATO ANG. DX
30x160 (11^{3/4}"x62^{15/16}")
XAQ36AGDX1 NIX
XAQ36AGDX2 SILVA
XAQ36AGDX6 CASTOR
XAQ36AGDX4 CIRRUS
XAQ36AGDX8 TUR

86



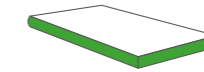
GRADONE TORATO ANG. SX
30x160 (11^{3/4}"x62^{15/16}")
XAQ36AGSX1 NIX
XAQ36AGSX2 SILVA
XAQ36AGSX6 CASTOR
XAQ36AGSX4 CIRRUS
XAQ36AGSX8 TUR

86



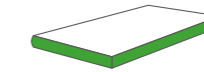
GRADONE TORATO LINEARE
30x60 (11^{3/4}"x23^{9/16}")
XAQ3GL1 NIX
XAQ3GL2 SILVA
XAQ3GL6 CASTOR
XAQ3GL4 CIRRUS
XAQ3GL8 TUR

70



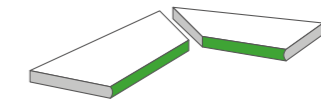
GRADONE TORATO ANG. DX
30x60 (11^{3/4}"x23^{9/16}")
XAQ3AGDX1 NIX
XAQ3AGDX2 SILVA
XAQ3AGDX6 CASTOR
XAQ3AGDX4 CIRRUS
XAQ3AGDX8 TUR

78



GRADONE TORATO ANG. SX
30x60 (11^{3/4}"x23^{9/16}")
XAQ3AGSX1 NIX
XAQ3AGSX2 SILVA
XAQ3AGSX6 CASTOR
XAQ3AGSX4 CIRRUS
XAQ3AGSX8 TUR

78



GRADONE TORATO ANG. INT.
30x60 (11^{3/4}"x23^{9/16}")
XAQ3AGI1 NIX
XAQ3AGI2 SILVA
XAQ3AGI6 CASTOR
XAQ3AGI4 CIRRUS
XAQ3AGI8 TUR

83

40x120 (15^{11/16}"x47^{1/8}")
XAQ4GL1 NIX
XAQ4GL2 SILVA
XAQ4GL6 CASTOR
XAQ4GL4 CIRRUS
XAQ4GL8 TUR

79

40x120 (15^{11/16}"x47^{1/8}")
XAQ4AGDX1 NIX
XAQ4AGDX2 SILVA
XAQ4AGDX6 CASTOR
XAQ4AGDX4 CIRRUS
XAQ4AGDX8 TUR

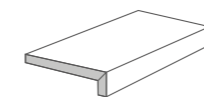
80

40x120 (15^{11/16}"x47^{1/8}")
XAQ4AGSX1 NIX
XAQ4AGSX2 SILVA
XAQ4AGSX6 CASTOR
XAQ4AGSX4 CIRRUS
XAQ4AGSX8 TUR

80

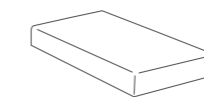
40x120 (15^{11/16}"x47^{1/8}")
XAQ4AGI1 NIX
XAQ4AGI2 SILVA
XAQ4AGI6 CASTOR
XAQ4AGI4 CIRRUS
XAQ4AGI8 TUR

84



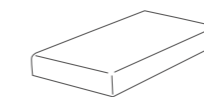
ELEMENTO L COSTA
RETTA LINEARE
30x60x5 (11^{3/4}"x23^{9/16}"x1^{15/16}")
XAQ3EL1 NIX
XAQ3EL2 SILVA
XAQ3EL6 CASTOR
XAQ3EL4 CIRRUS
XAQ3EL8 TUR

73



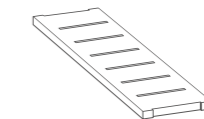
ELEMENTO L ANGOLO DX
30x60x5 (11^{3/4}"x23^{9/16}"x1^{15/16}")
XAQ3AELDX1 NIX
XAQ3AELDX2 SILVA
XAQ3AELDX6 CASTOR
XAQ3AELDX4 CIRRUS
XAQ3AELDX8 TUR

79



ELEMENTO L ANGOLO SX
30x60x5 (11^{3/4}"x23^{9/16}"x1^{15/16}")
XAQ3AELSX1 NIX
XAQ3AELSX2 SILVA
XAQ3AELSX6 CASTOR
XAQ3AELSX4 CIRRUS
XAQ3AELSX8 TUR

79



GRIGLIA
20x60 (7^{7/8}"x23^{9/16}")
XAQ6G1 NIX
XAQ6G2 SILVA
XAQ6G6 CASTOR
XAQ6G4 CIRRUS
XAQ6G8 TUR

79

40x120x5 (15^{11/16}"x47^{1/8}"x1^{15/16}")
XAQ4EL1 NIX
XAQ4EL2 SILVA
XAQ4EL6 CASTOR
XAQ4EL4 CIRRUS
XAQ4EL8 TUR

80

40x120x5 (15^{11/16}"x47^{1/8}"x1^{15/16}")
XAQ4AELDX1 NIX
XAQ4AELDX2 SILVA
XAQ4AELDX6 CASTOR
XAQ4AELDX4 CIRRUS
XAQ4AELDX8 TUR

84

40x120x5 (15^{11/16}"x47^{1/8}"x1^{15/16}")
XAQ4AELSX1 NIX
XAQ4AELSX2 SILVA
XAQ4AELSX6 CASTOR
XAQ4AELSX4 CIRRUS
XAQ4AELSX8 TUR

84




V3



R11





ABSOLUTE

BIANCO



BEIGE



GRIGIO



TITANIO



NERO



ABSOLUTE BIANCO



ABSOLUTE TITANIO



ABSOLUTE BEIGE



ABSOLUTE GRIGIO




ABSOLUTE NERO

ABSOLUTE

FORMATI

SIZES
FORMAT
PRODUKTFORMAT



80x80 (31⁷/₁₆"x31⁷/₁₆") RETT.
XAU80R2 BEIGE
XAU80R1 BIANCO
XAU80R4 GRIGIO
XAU80R7 NERO
XAU80R77 TITANIO

80



60x60 (23⁹/₁₆"x23⁹/₁₆") RETT.
XAU60R2 BEIGE
XAU60R1 BIANCO
XAU60R4 GRIGIO
XAU60R7 NERO
XAU60R77 TITANIO

78



40x80 (15¹¹/₁₆"x31⁷/₁₆") RETT.
XAU48R2 BEIGE
XAU48R1 BIANCO
XAU48R4 GRIGIO
XAU48R7 NERO
XAU48R77 TITANIO

79

COLORI

COLOURS
COULEURS
FARBEN



BIANCO BEIGE GRIGIO TITANIO NERO

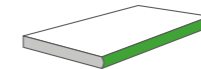
IMBALLI

PACKING
EMBALLAGE
VERPACKUNGSEINHEITEN

Formati / Sizes	pcs/box	m ² /box	kg/box	box/pallet	m ² /pallet	kg/pallet
40x80 Rett. sp. 20mm	2	0,640	28,90	24	15,360	708,10
80x80 Rett. sp. 20mm	1	0,640	28,70	40	25,600	1170,80
60x60 Rett. sp. 20mm	2	0,720	32,70	32	23,040	1060,90
30x60 Gradone Torato Lineare	3	-	24,30	-	-	-
30x60 Gradone Torato ang. DX/SX	3	-	24,30	-	-	-
30x60 Gradone Torato ang. Interno	2PZ=1CP	-	12,20	-	-	-
30x60x5 Elemento L costa retta Lineare	2	-	18,40	-	-	-
30x60x5 Elemento L costa retta ang. DX/SX	2	-	19,50	-	-	-
20x60 Griglia	4	-	21,80	-	-	-

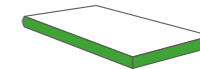
PEZZI SPECIALI

SPECIAL ITEMS
PIÈCES SPECIALES
FORMTEILE



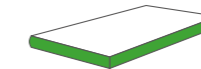
GRADONE TORATO LINEARE
30x60 (11³/₄"x23⁹/₁₆")
XAU3GL2 BEIGE
XAU3GL1 BIANCO
XAU3GL4 GRIGIO
XAU3GL7 NERO
XAU3GL77 TITANIO

70



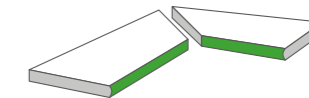
GRADONE TORATO ANG. DX
30x60 (11³/₄"x23⁹/₁₆")
XAU3AGDX2 BEIGE
XAU3AGDX1 BIANCO
XAU3AGDX4 GRIGIO
XAU3AGDX7 NERO
XAU3AGDX77 TITANIO

78



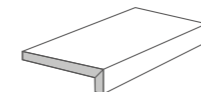
GRADONE TORATO ANG. SX
30x60 (11³/₄"x23⁹/₁₆")
XAU3AGSX2 BEIGE
XAU3AGSX1 BIANCO
XAU3AGSX4 GRIGIO
XAU3AGSX7 NERO
XAU3AGSX77 TITANIO

78



GRADONE TORATO ANG. INT.
30x60 (11³/₄"x23⁹/₁₆")
XAU3AGI2 BEIGE
XAU3AGI1 BIANCO
XAU3AGI4 GRIGIO
XAU3AGI7 NERO
XAU3AGI77 TITANIO

83



ELEMENTO L COSTA
RETTA LINEARE
30x60x5 (11³/₄"x23⁹/₁₆"x1¹⁵/₁₆")
XAU3EL2 BEIGE
XAU3EL1 BIANCO
XAU3EL4 GRIGIO
XAU3EL7 NERO
XAU3EL77 TITANIO

73



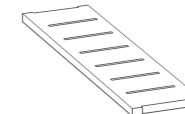
ELEMENTO L ANGOLO DX
30x60x5 (11³/₄"x23⁹/₁₆"x1¹⁵/₁₆")
XAU3AELDX2 BEIGE
XAU3AELDX1 BIANCO
XAU3AELDX4 GRIGIO
XAU3AELDX7 NERO
XAU3AELDX77 TITANIO

79



ELEMENTO L ANGOLO SX
30x60x5 (11³/₄"x23⁹/₁₆"x1¹⁵/₁₆")
XAU3AELSX2 BEIGE
XAU3AELSX1 BIANCO
XAU3AELSX4 GRIGIO
XAU3AELSX7 NERO
XAU3AELSX77 TITANIO

79



GRIGLIA
20x60 (7⁷/₈"x23⁹/₁₆")
XAU6G2 BEIGE
XAU6G1 BIANCO
XAU6G4 GRIGIO
XAU6G7 NERO
XAU6G77 TITANIO

79




V2



R11





BIANCO



BEIGE



CORDA



GRIGIO



ANTRACITE

ALWAYS



ALWAYS BIANCO



ALWAYS GRIGIO



ALWAYS CORDA



ALWAYS ANTRACITE



ALWAYS BEIGE

ALWAYS

FORMATI

SIZES
FORMAT
PRODUKTFORMAT



80x80 (31^{7/16}"x31^{7/16}") RETT.
XAW80R2 BEIGE
XAW80R1 BIANCO
XAW80R4 GRIGIO
XAW80R8 CORDA
XAW80R7 ANTRACITE
80



60x120 (23^{9/16}"x47^{1/8}") RETT.
XAW62R2 BEIGE
XAW62R1 BIANCO
XAW62R4 GRIGIO
81



60x60 (23^{9/16}"x23^{9/16}") RETT.
XAW60R2 BEIGE
XAW60R1 BIANCO
XAW60R4 GRIGIO
XAW60R8 CORDA
XAW60R7 ANTRACITE
78



40x80 (15^{11/16}"x31^{7/16}") RETT.
XAW48R2 BEIGE
XAW48R1 BIANCO
XAW48R4 GRIGIO
XAW48R8 CORDA
XAW60R8 ANTRACITE
79

COLORI

COLOURS
COULEURS
FARBEN



BIANCO BEIGE CORDA GRIGIO ANTRACITE

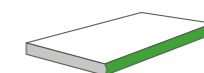
IMBALLI

PACKING
EMBALLAGE
VERPACKUNGSEINHEITEN

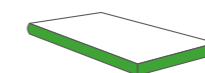
Formati / Sizes	pcs/box	m ² /box	kg/box	box/pallet	m ² /pallet	kg/pallet
60x120 Rett. sp. 20mm	1	0,720	33,00	32	23,040	1073,65
80x80 Rett. sp. 20mm	1	0,640	28,70	40	25,600	1170,80
40x80 Rett. sp. 20mm	2	0,640	28,90	24	15,360	708,10
60x60 Rett. sp. 20mm	2	0,720	32,70	32	23,040	1060,90
30x60 Gradone Torato Lineare	3	-	24,30	-	-	-
30x60 Gradone Torato ang. DX/SX	3	-	24,30	-	-	-
30x60 Gradone Torato ang. Interno	2PZ=1CP	-	12,20	-	-	-
30x60x5 Elemento L costa retta Lineare	2	-	18,40	-	-	-
30x60x5 Elemento L costa retta ang. DX/SX	2	-	19,50	-	-	-
20x60 Griglia	4	-	21,80	-	-	-

PEZZI SPECIALI

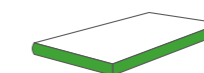
SPECIAL ITEMS
PIÈCES SPECIALES
FORMTEILE



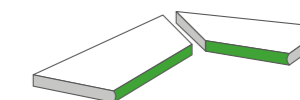
GRADONE TORATO LINEARE
30x60 (11^{3/4}"x23^{9/16}")
XAW3GL2 BEIGE
XAW3GL1 BIANCO
XAW3GL4 GRIGIO
XAW3GL8 CORDA
XAW3GL7 ANTRACITE
70



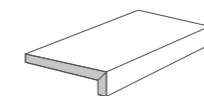
GRADONE TORATO ANG. DX
30x60 (11^{3/4}"x23^{9/16}")
XAW3AGDX2 BEIGE
XAW3AGDX1 BIANCO
XAW3AGDX4 GRIGIO
XAW3AGDX8 CORDA
XAW3AGDX7 ANTRACITE
78



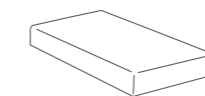
GRADONE TORATO ANG. SX
30x60 (11^{3/4}"x23^{9/16}")
XAW3AGSX2 BEIGE
XAW3AGSX1 BIANCO
XAW3AGSX4 GRIGIO
XAW3AGSX8 CORDA
XAW3AGSX7 ANTRACITE
78



GRADONE TORATO ANG. INT.
30x60 (11^{3/4}"x23^{9/16}")
XAW3AGI2 BEIGE
XAW3AGI1 BIANCO
XAW3AGI4 GRIGIO
XAW3AGI8 CORDA
XAW3AGI7 ANTRACITE
83



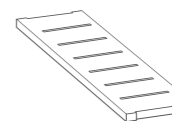
ELEMENTO L COSTA
RETTA LINEARE
30x60x5 (11^{3/4}"x23^{9/16}"x1^{15/16}")
XAW3EL2 BEIGE
XAW3EL1 BIANCO
XAW3EL4 GRIGIO
XAW3EL8 CORDA
XAW3EL7 ANTRACITE
73



ELEMENTO L ANGOLO DX
30x60x5 (11^{3/4}"x23^{9/16}"x1^{15/16}")
XAW3AELDX2 BEIGE
XAW3AELDX1 BIANCO
XAW3AELDX4 GRIGIO
XAW3AELDX8 CORDA
XAW3AELDX7 ANTRACITE
79




ELEMENTO L ANGOLO SX
30x60x5 (11^{3/4}"x23^{9/16}"x1^{15/16}")
XAW3AELSX2 BEIGE
XAW3AELSX1 BIANCO
XAW3AELSX4 GRIGIO
XAW3AELSX8 CORDA
XAW3AELSX7 ANTRACITE
79



GRIGLIA
20x60 (7^{7/8}"x23^{9/16}")
XAW6G2 BEIGE
XAW6G1 BIANCO
XAW6G4 GRIGIO
XAW6G8 CORDA
XAW6G7 ANTRACITE
79





FUSION

PIOMBO



TORTORA



CEMENTO



ANTRACITE



FUSION PIOMBO



FUSION TORTORA



FUSION CEMENTO



FUSION ANTRACITE

FUSION

FORMATI

SIZES
FORMAT
PRODUKTFORMAT



80x80 (31^{7/16}"x31^{7/16}") RETT.
XFU80R77 PIOMBO
XFU80R6 TORTORA
XFU80R4 CEMENTO
XFU80R7 ANTRACITE

◻ 80



60x60 (23^{9/16}"x23^{9/16}") RETT.
XFU60R77 PIOMBO
XFU60R6 TORTORA
XFU60R4 CEMENTO
XFU60R7 ANTRACITE

◻ 78



40x80 (15^{11/16}"x31^{7/16}") RETT.
XFU48R77 PIOMBO
XFU48R6 TORTORA
XFU48R4 CEMENTO
XFU48R7 ANTRACITE

◻ 79

COLORI

COLOURS
COULEURS
FARBEN



PIOMBO TORTORA CEMENTO ANTRACITE

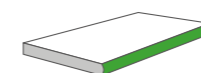
IMBALLI

PACKING
EMBALLAGE
VERPACKUNGSEINHEITEN

Formati / Sizes	pcs/box	m ² /box	kg/box	box/pallet	m ² /pallet	kg/pallet
40x80 Rett sp. 20mm	2	0,640	28,90	24	15,360	708,10
80x80 Rett sp. 20mm	1	0,640	28,70	40	25,600	1170,80
60x60 Rett sp. 20mm	2	0,720	32,70	32	23,040	1060,90
30x60 Gradone Torato Lineare	3	-	24,30	-	-	-
30x60 Gradone Torato ang. DX/SX	3	-	24,30	-	-	-
30x60 Gradone Torato ang. Interno	2PZ=1CP	-	12,20	-	-	-
30x60x5 Elemento L costa retta Lineare	2	-	18,40	-	-	-
30x60x5 Elemento L costa retta ang. DX/SX	2	-	19,50	-	-	-
20x60 Griglia	4	-	21,80	-	-	-

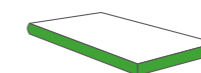
PEZZI SPECIALI

SPECIAL ITEMS
PIÈCES SPECIALES
FORMTEILE



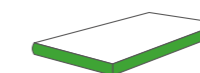
GRADONE TORATO LINEARE
30x60 (11^{3/4}"x23^{9/16}")
XFU3GL77 PIOMBO
XFU3GL6 TORTORA
XFU3GL4 CEMENTO
XFU3GL7 ANTRACITE

◻ 70



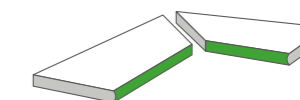
GRADONE TORATO ANG. DX
30x60 (11^{3/4}"x23^{9/16}")
XFU3AGDX77 PIOMBO
XFU3AGDX6 TORTORA
XFU3AGDX4 CEMENTO
XFU3AGDX7 ANTRACITE

◻ 78



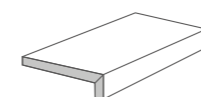
GRADONE TORATO ANG. SX
30x60 (11^{3/4}"x23^{9/16}")
XFU3AGSX77 PIOMBO
XFU3AGSX6 TORTORA
XFU3AGSX4 CEMENTO
XFU3AGSX7 ANTRACITE

◻ 78



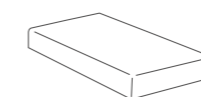
GRADONE TORATO ANG. INT.
30x60 (11^{3/4}"x23^{9/16}")
XFU3AGI77 PIOMBO
XFU3AGI6 TORTORA
XFU3AGI4 CEMENTO
XFU3AGI7 ANTRACITE

◻ 83



ELEMENTO L COSTA
RETTA LINEARE
30x60x5 (11^{3/4}"x23^{9/16}"x1^{15/16}")
XFU3EL77 PIOMBO
XFU3EL6 TORTORA
XFU3EL4 CEMENTO
XFU3EL7 ANTRACITE

◻ 73



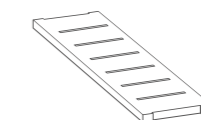
ELEMENTO L ANGOLO DX
30x60x5 (11^{3/4}"x23^{9/16}"x1^{15/16}")
XFU3AELDX77 PIOMBO
XFU3AELDX6 TORTORA
XFU3AELDX4 CEMENTO
XFU3AELDX7 ANTRACITE

◻ 79



ELEMENTO L ANGOLO SX
30x60x5 (11^{3/4}"x23^{9/16}"x1^{15/16}")
XFU3AELSX77 PIOMBO
XFU3AELSX6 TORTORA
XFU3AELSX4 CEMENTO
XFU3AELSX7 ANTRACITE

◻ 79



GRIGLIA
20x60 (7^{7/8}"x23^{9/16}")
XFU6G77 PIOMBO
XFU6G6 TORTORA
XFU6G4 CEMENTO
XFU6G7 ANTRACITE

◻ 79



V2



R11



POSA

LAYING
POSE
VELEGUNG

SUGGERIMENTI POSA A COLLA SU MASSETTO

IL SOTTOFONDO DEVE ESSERE REALIZZATO A REGOLA D'ARTE E ADEGUATAMENTE RINFORZATO SE CARRABILE. PREVEDERE LE NECESSARIE PENDENZE E IMPERMEABILIZZAZIONI NEL CASO DI POSA SU STRUTTURE PORTANTI.




SUGGESTIONS LAYING WITH ADHESIVE ON A

SCREED

THE FOUNDATION MUST BE MADE REALLY PROPERLY AND SUITABLY REINFORCED IF IT IS TO BE DRIVEN OVER BY CARS. IF LAID ON LOAD-BEARING STRUCTURES, PLAN THE NECESSARY SLOPES AND WATERPROOFING.

- 1 APPLY THE ADHESIVE SPREADING TWO LAYERS, ONE ON EACH SURFACE (ON THE TILE AND ON THE FOUNDATION).
- 2 ARRANGE GAPS OF 3-5 MM BETWEEN THE TILES USING THE CROSS SPACERS PROVIDED FOR THIS PURPOSES.
- 3 UPON COMPLETION, CLEAN THE SURFACE THOROUGHLY REMOVING ALL RESIDUES OF PLASTER AND ADHESIVE.



CONSEILS POSE COLLEE SUR

CHAPE

LE SUPPORT DOIT ÊTRE RÉALISÉ DANS LES RÈGLES DE L'ART ET RENFORCÉ DE FAÇON ADÉQUATE S'IL EST CARROSSABLE. PRÉVOIR LES PENTES ET LES IMPERMÉABILISATIONS NÉCESSAIRES EN CAS DE POSE SUR DES STRUCTURES PORTANTES.

- 1 APPLIQUER LA COLLE SUR LES DEUX SURFACES (CARREAU ET SUPPORT).
- 2 PRÉVOIR UN JOINT DE 3-5 MM EN UTILISANT LES CROISILLONS SPÉCIALEMENT PRÉVUS.
- 3 APRÈS LA POSE, NETTOYER SOIGNEUSEMENT LA SURFACE AFIN D'ÉLIMINER TOUT RÉSIDU DE MASTIC ET DE COLLE.



TIPPS

VERKLEBUNG AUF ESTRICH

DER UNTERGRUND MUSS FACHGERECHT AUSGEFÜHRT UND BEI BEFAHRUNG AUCH ANGEMESSEN VERSTÄRKT WERDEN. BEI VERLEGUNG AUF TRAGENDEN STRUKTUREN DIE NOTWENDIGEN SCHRÄGEN UND ABDICHTUNGEN VORSEHEN.

- 1 DEN KLEBER DOPPELT AUFTRAGEN, D.H. AUF BEIDEN OBERFLÄCHEN (FLIESE UND UNTERGRUND).
- 2 MIT DEN FLIESENKREUZEN EINE FUGE VON 3.5 MM VORSEHEN.
- 3 M ENDE DIE OBERFLÄCHE SORGFÄLTIG REINIGEN UND ALLE RESTE VON STUCK ODER KLEBER ENTFERNEN.



POSA

LAYING
POSE
VELEGUNG

SUGGERIMENTI POSA A SECCO SU ERBA

LA DISPOSIZIONE DELLE LASTRE È LIBERA IN FUNZIONE DEI PERCORSI E DELL'EFFETTO ESTETICO.
È POSSIBILE SEMPLICEMENTE APPOGGIARE LE LASTRE SUL MANTO ERBOSO, OPPURE INCASSARLE AL LIVELLO DEL PRATO, PER FACILITARE IL PASSAGGIO DELLA FALCIATRICE E LIMITARE IL RISCHIO DI INCIAMPO.




SUGGESTIONS LAYING
DRY ON

GRASS

THE TILES CAN BE ARRANGED FREELY IN RELATION TO THE PATHS AND THE REQUIRED APPEARANCE. IT IS POSSIBLE TO SIMPLY REST THE TILES ON THE GRASS, OR TO FIT THEM IN AT THE LEVEL OF THE LAWN, TO MAKE IT EASIER FOR THE MOWING MACHINE TO PASS AND TO LIMIT THE RISK OF TRIPPING.

- 1 ONCE THE POSITIONS OF THE TILES HAVE BEEN DECIDED UPON, REMOVE THE GRASSY SURFACE FOR A DEPTH OF ABOUT 5 MM.
- 2 PLACE A LAYER OF FINE GRAVEL OR SAND IN THE EMPTY SPACE TO LEVEL IT AND STABILISE THE TILE.
- 3 POSITION THE TILE, CHECKING THAT IT IS FLAT AND CORRECTING THIS IF NECESSARY.




CONSEILS POSE
A SEC SUR

HERBE

LA DISPOSITION DES CARREAUX EST LIBRE, EN FONCTION DES PARCOURS ET DE L'EFFET ESTHÉTIQUE. IL EST POSSIBLE DE POSER SIMPLEMENT LES CARREAUX SUR L'HERBE, OU DE LES ENCASTRER AU NIVEAU DU PRÉ, POUR FACILITER LE PASSAGE DE LA TONDEUSE À GAZON ET LIMITER LES RISQUES DE CHUTE.

- 1 UNE FOIS QUE LA POSITION DES CARREAUX AURA ÉTÉ DÉCIDIÉE, ÉLIMINER L'HERBE SUR UNE PROFONDEUR D'ENVIRON 5 CM.
- 2 INSTALLER UNE COUCHE DE GRAVILLON OU DE SABLE POUR METTRE DE NIVEAU ET STABILISER LE CARREAU
- 3 PLACER LE CARREAU ET S'ASSURER QU'IL EST BIEN À PLAT, CORRIGER SI NÉCESSAIRE.



TIPPS

TROCKENVERLEGUNG AUF GRAS

FREIE ANORDNUNG – DIE PLATTEN LASSEN SICH JEDERZEIT ENTFERNEN UND NEU VERLEGEN. DER KIES GESTATTET EINE OPTIMALE ABLEITUNG DES REGENWASSERS.

- 1 MIT EINER MAURERSCHIENE DEN UNTERGRUND NIVELLIEREN.
- 2 DIE ANORDNUNG BESTIMMEN UND DAZU DIE FLIESEN AUF DEM BODEN VERLEGEN.
- 3 DIE FLIESEN PRÄZISE VERLEGEN UND DAZU EINE STANGE ALS ABSTANDSHALTER (ODER FLIESENKREUZE BEI ENGER VERLEGUNG) VERWENDEN, UM DIE AUSRICHTUNG ZU VERBESSERN.



POSA

LAYING
POSE
VELEGUNG

SUGGERIMENTI POSA A SECCO SU GHIAIA-SABBIA

LA DISPOSIZIONE È LIBERA, LE LASTRE SONO SEMPRE RIMOVIBILI E RIPOSIZIONABILI IN QUALSIASI MOMENTO. LA GHIAIA ASSICURA UN OTTIMO DRENAGGIO DELL'ACQUA PIOVANA.



SUGGESTIONS LAYING
DRY ON

GRAVEL AND SAND

THE TILES CAN BE FREELY ARRANGED, AND REMOVED AND REPOSITIONED AT ANY TIME. THE GRAVEL ENSURES EXCELLENT DRAINAGE OF RAINWATER.

- 1 FLATTEN THE SURFACE OF THE FOUNDATION WITH THE HELP OF A LEVELLING BAR.
- 2 CHOOSE THE PATTERN, ARRANGING THE TILES ON THE GROUND.
- 3 POSITION THE TILES EXACTLY, USING A BAR TO SPACE THEM OUT (OR CROSS SPACERS IF POSITIONED CLOSE TOGETHER) TO IMPROVE THE ALIGNMENT.



CONSEILS POSE
A SEC SUR

GRAVIER- SABLE

LA DISPOSITION EST LIBRE, LES CARREAUX PEUVENT TOUJOURS ÊTRE RETIRÉS ET REMIS EN PLACE À TOUT MOMENT. LE GRAVIER ASSURE UN EXCELLENT DRAINAGE DE L'EAU DE PLUIE.

- 1 A L'AIDE D'UNE RÈGLE, METTRE LE SUPPORT DE NIVEAU.
- 2 CHOISIR LA DISPOSITION EN PLAÇANT LES CARREAUX AU SOL.
- 3 METTRE LES CARREAUX EN PLACE AVEC PRÉCISION, EN UTILISANT UNE BARRE COMME ENTRETOISE (OU DES CROISILLONS EN CAS DE POSE RAPPROCHÉE) POUR AMÉLIORER L'ALIGNEMENT.



TIPPS

TROCKENVERLEGUNG AUF KIES SAND

FREIE ANORDNUNG – DIE PLATTEN LASSEN SICH JEDERZEIT ENTFERNEN UND NEU VERLEGEN. DER KIES GESTATTET EINE OPTIMALE ABLEITUNG DES REGENWASSERS.

- 1 DIE STÜTZEN IN ANGEMESSENEM ABSTAND VERLEGEN.
- 2 DIE PLATTEN ANBRINGEN UND BEI BEDARF DIE PLANARITÄT DER OBERFLÄCHEN DURCH REGULIEREN DER UNTERLAGEN VERBESSERN.
- 3 ZUR VERBESSERUNG DER BELASTUNGSFÄHIGKEIT EINEN FUSS IN DER MITTE DER FLIESE POSITIONIEREN.



INCIDENZA MATEMATICA DEI SUPPORTI AL M2
CALCULATION OF PEDESTAL INCIDENCE PER M2
INCIDENCE MATHÉMATIQUE DES SUPPORTS AU M2
MATHEMATISCHER ANTEIL DER AUFLAGEN PRO

NOTA BENE: Si ipotizza una terrazza infinita senza perimetro, quindi questa tabella serve per dare un'idea di massima del materiale necessario; si tratta di un puro calcolo matematico che non tiene conto degli sfridi, indica cioè il numero minimo di supporti per il formato prescelto, ma attenzione: più piccola è la terrazza più aumentano i supporti al m². Raccomandiamo di contattare sempre la sede per un'ulteriore valutazione.

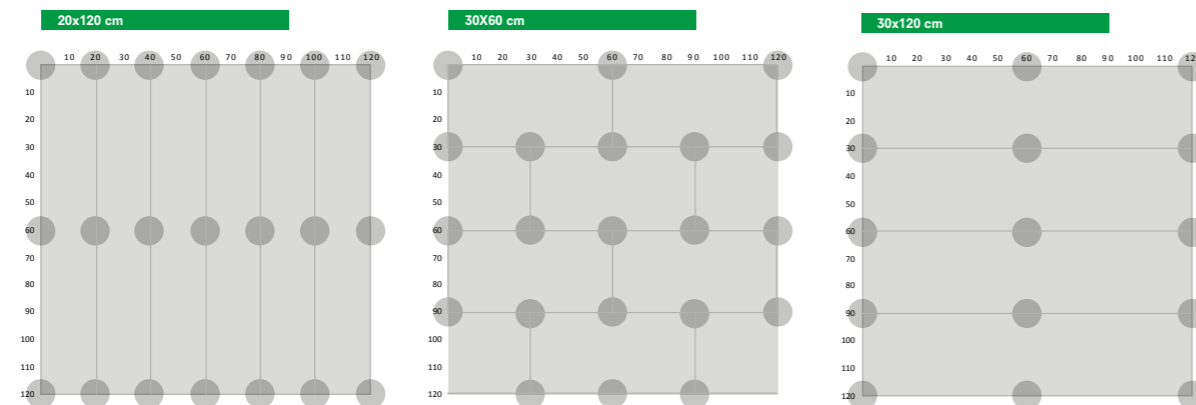
NOTE: : An infinite terrace without perimeter is assumed, therefore, this table gives a rough idea of the material needed; it is a purely mathematical calculation that does not take into account the waste, it indicates the minimum number of supports for the chosen format, caution: the smaller the terrace, the higher the number of supports needed to the m². We advise you to always contact the head office for further evaluation.

REMARQUE: Nous supposons une terrasse infinie sans périmètre, par conséquent ce tableau est utilisé pour donner une idée approximative du matériau requis ; il s'agit d'un pur calcul mathématique qui ne tient pas compte des chutes, il indique néanmoins le nombre minimum de support pour le format présélectionné, mais attention : plus la terrasse est petite plus les supports augmentent au m². Nous vous recommandons de toujours contacter le siège pour une évaluation plus approfondie.


HINWEIS: Es wird von einer endlosen Terrasse ohne Umgebungsbereich ausgegangen, daher dient diese Tabelle dazu eine umfassende Idee der erforderlichen Materialien zu liefern. Es handelt sich um eine rein mathematische Berechnung, welche die Abfallmaterialien nicht berücksichtigt, jedoch die Mindestanzahl an Auflagen für das vorausgewählte Format angibt, aber Achtung: Je kleiner die Terrasse, desto mehr erhöhen sich die Auflagen pro m². Wir empfehlen stets das Unternehmen zu kontaktieren für weitere Bewertungen.

MISURA PIASTRE TILE SIZE MESURE DES PLAQUES ABMESSUNGEN DER PLATTEN	20	30	40	45	50	60	80	90	100
20	25	16,6	12,5	11,1	10	8,3	12,5	11,1	10
30	16,6	11,1	8,3	7,4	6,6	5,5	8,3	7,4	6,6
40	12,5	8,3	6,25	5,5	5	4,2	6,25	5,5	5
45	11,1	7,4	5,5	4,9	4,4	3,7	5,5	4,9	4,4
50	10	6,6	5	4,4	4	3,3	5	4,4	4
60	8,3	5,5	4,2	3,7	3,3	2,7	4,2	3,7	3,3
80	12,5	8,3	6,25	5,5	5	4,2	6,25	5,5	5
90	11,1	7,4	5,5	4,9	4,4	3,7	5,5	4,9	4,4
100	10	6,6	5	4,4	4	3,3	5	4,4	4
120	8,3	5,5	4,2	3,7	3,3	2,7	4,2	3,7	3,3
140	7,14	4,8	3,6	3,2	2,9	2,4	3,6	3,2	2,9
160	12,5	8,3	6,25	5,5	5	4,2	6,25	5,5	5
180	8,3	5,5	4,2	3,7	3,3	2,7	4,2	3,7	3,3

ISTRUZIONI PER L'ABBINAMENTO DI FORMATI E SUPPORTI NELLA POSA SOPRAELEVATA
INSTRUCTION FOR MATCHING SIZES AND PEDESTALS IN ELEVATED FLOOR INSTALLATION
INSTRUCTIONS POUR LE COUPLAGE DES FORMATS ET SUPPORTS LORS DE LA POSE SURÉLEVÉE
ANWEISUNGEN FÜR DIE VERBINDUNG VON FORMATEN UND AUFLAGEN BEI DER VERLEGUNG VON DOPPELBÖDEN



ISTRUZIONI PER L'ABBINAMENTO DI FORMATI E SUPPORTI NELLA POSA SOPRAELEVATA
INSTRUCTION FOR MATCHING SIZES AND PEDESTALS IN ELEVATED FLOOR INSTALLATION
INSTRUCTIONS POUR LE COUPLAGE DES FORMATS ET SUPPORTS LORS DE LA POSE SURÉLEVÉE
ANWEISUNGEN FÜR DIE VERBINDUNG VON FORMATEN UND AUFLAGEN BEI DER VERLEGUNG VON DOPPELBÖDEN



CERTIFICAZIONI E GARANZIE DI PRODOTTO

PRODUCT CERTIFICATIONS AND GUARANTEES
CERTIFICATIONS ET GARANTIES DU PRODUIT
PRODUKTZERTIFIZIERUNGEN UND-GARANTIEN

CASTELVETRO È UNA REALTÀ INNOVATIVA NON SOLO PER LA QUALITÀ DEI PRODOTTI MA SOPRATTUTTO PER IL SUO IMPEGNO IN UNA CRESCITA ECONOMICA SOSTENIBILE E NELLA SALVAGUARDIA DELL'AMBIENTE, GARANTITO ANCHE DALLE CERTIFICAZIONI OTTENUTE. CASTELVETRO IN UN PERFETTO CONNUBIO FRA INNOVAZIONE E TRADIZIONE, MATERIALI NATURALI E TECNOLOGIE ALL'AVANGUARDIA, GESTIONE DELLE MATERIE PRIME UTILIZZATE E COINVOLGIMENTO ATTIVO E CONSAPEVOLE DELLE RISORSE UMANE INTERNE, È RIUSCITA A RINNOVARE LE TECNICHE, PLASMARE I MATERIALI E OTTIMIZZARE I SERVIZI IN MODO DA NON DANNEGGIARE LA NOSTRA SALUTE E LA SALUBRITÀ DELL'ARIA DEGLI AMBIENTI IN CUI VIVIAMO, SECONDO UN PRINCIPIO DI AZIENDA, RICERCA E DESIGN CARATTERIZZATI DA UNA PROFONDA VALENZA ETICA E SOCIALE.

CASTELVETRO IS AN INNOVATIVE REALITY NOT ONLY FOR THE QUALITY OF ITS PRODUCTS BUT ABOVE ALL FOR ITS ENGAGEMENT IN A SUSTAINABLE ECONOMIC GROWTH AND IN THE ENVIRONMENT PROTECTION, AS ENSURED BY THE OBTAINED CERTIFICATIONS. CASTELVETRO PERFECTLY MATCHES INNOVATION AND TRADITION, NATURAL MATERIALS AND VANGUARD TECHNOLOGIES, MANAGEMENT OF THE USED RAW MATERIALS AND ACTIVE AND CONSCIOUS INVOLVEMENT ON INTERNAL HUMAN RESOURCES; THE RESULT IS A RENEWAL OF TECHNIQUES, THE SHAPING OF MATERIALS AND OPTIMIZATION OF SERVICES SO AS TO SAFEGUARD OUR HEALTH AND THE AIR SALUBRITY IN THE PLACES WE LIVE IN, ACCORDING TO A CONCEPT OF COMPANY, RESEARCH AND DESIGN FEATURED BY DEEP ETHICAL AND SOCIAL VALUES.



IN BASE ALLA DIRETTIVA EUROPEA PER I PRODOTTI DA COSTRUZIONE 89/106 È OBBLIGATORIO, PER LA LIBERA CIRCOLAZIONE DEI PRODOTTI NEI PAESI DELL'UNIONE EUROPEA, APPORRE LA MARCATURA CE SU TUTTE LE CONFEZIONI DI PIASTRELLE IN CERAMICA. LA PRESENZA SULL'IMBALLO DELLA MARCATURA CE È LA GARANZIA CHE IL PRODUTTORE HA OTTEMPERATO ALLE DISPOSIZIONI PREVISTE E CHE IL PRODOTTO ACQUISTATO POSSIEDE (PER TUTTI I LOTTI DI PRODUZIONE) I REQUISITI RICHIESTI DALLE NORMATIVE VIGENTI. PER ULTERIORI INFORMAZIONI, APPROFONDIMENTI E DOWNLOAD DELLE MARCATURE CE: WWW.CASTELVETRO.IT



ACCORDING TO THE EUROPEAN DIRECTIVE FOR BUILDING PRODUCTS 89/106, THE CE MARK MUST BE APPLIED ON ALL PACKAGES OF CERAMIC TILES FOR THE FREE CIRCULATION OF PRODUCTS IN THE EUROPEAN UNION COUNTRIES. THE CE MARK ON THE PACKAGE ENSURES THE MANUFACTURER HAS COMPLIED WITH THE MANDATORY PROVISIONS AND THAT THE PURCHASED PRODUCT MEETS THE REQUIREMENTS BY THE NORMS IN FORCE (FOR ALL PRODUCTION LOTS). FOR FURTHER INFORMATION, DATA AND DOWNLOAD OF CE MARKS: WWW.CASTELVETRO.IT



UPEC È IL MARCHIO DI QUALITÀ RILASCIATO DALL'ISTITUTO FRANCESE CSTB CHE CERTIFICA I PARAMETRI QUALITATIVI E LE IDONEITÀ TECNICHE DEI PRODOTTI RISPETTO A SPECIFICHE DESTINAZIONE D'USO. SECONDO LA NORMA NF EN 14411



UPEC IS THE QUALITY MARK ISSUED BY THE FRENCH CSTB INSTITUTE, WHICH CERTIFIES PRODUCTS' QUALITY PARAMETERS AND THEIR TECHNICAL SUITABILITY FOR SPECIFIC INTENDED USES. UNDER THE EN 14411 STANDARD UPEC IS THE QUALITY MARK ISSUED BY THE FRENCH CSTB INSTITUTE, WHICH CERTIFIES PRODUCTS' QUALITY PARAMETERS AND THEIR TECHNICAL SUITABILITY FOR SPECIFIC INTENDED USES. UNDER THE EN 14411 STANDARD



SASO È UN MARCHIO DI QUALITÀ PER L'ARABIA SAUDITA. IL MARCHIO APPROVATO DALL'ORGANIZZAZIONE PER STANDARD DELL'ARABIA SAUDITA INDICA LA CONFORMITÀ DI UN PRODOTTO AGLI STANDARD DEL PAESE SECONDO LA NORMA UNI EN 14411:2016.



SASO IS A QUALITY MARK FOR SAUDI ARABIA. THE MARK, APPROVED BY THE SAUDI ARABIAN STANDARDS ORGANIZATION, CONFIRMS A PRODUCT'S COMPLIANCE WITH THE COUNTRY'S STANDARDS, IN ACCORDANCE WITH EN 14411:2016.



IL MARCHIO CERAMICS OF ITALY È IL SIMBOLO DEL "MADE IN ITALY". RACCHIUDE IN SÉ VALORI RICONOSCIUTI IN TUTTO IL MONDO CHE VANNO DALLA QUALITÀ ALLA TRASPARENZA, DALLA LEADERSHIP NEL DESIGN ALL'INNOVAZIONE, ALLA SOSTENIBILITÀ AMBIENTALE. MARCHIO SETTORIALE DI DENOMINAZIONE DI ORIGINE DEI PRODOTTI CERAMICI.



THE CERAMICS OF ITALY MARK IS THE SYMBOL OF "MADE IN ITALY" CERAMIC PRODUCTS. IT EMBODIES GLOBALLY RECOGNISED VALUES RANGING FROM QUALITY TO TRANSPARENCY AND FROM DESIGN LEADERSHIP TO INNOVATION AND ENVIRONMENTAL SUSTAINABILITY. INDUSTRY-SPECIFIC DESIGNATION OF ORIGIN BRAND FOR CERAMIC PRODUCTS.

CERAMICA CASTELVETRO EST UNE ENTREPRISE INNOVANTE, NON SEULEMENT POUR LA QUALITÉ DE SES PRODUITS, MAIS ÉGALEMENT POUR SON ENGAGEMENT EN FAVEUR D'UNE CROISSANCE ÉCONOMIQUE DURABLE DANS LE RESPECT DE L'ENVIRONNEMENT ET GARANTIE PAR LES CERTIFICATIONS OBTENUES. CERAMICA CASTELVETRO A RÉUSSI, GRÂCE À UN ÉQUILIBRE PARFAIT ENTRE INNOVATION, TRADITION, MATÉRIAUX NATURELS, TECHNOLOGIES D'AVANT-GARDE, GESTION DES MATIÈRES PREMIÈRES UTILISÉES ET PARTICIPATION ACTIVE ET CONSCIENTE DES RESSOURCES HUMAINES INTERNES À RÉVOLUTIONNER LES TECHNIQUES, À DONNER FORME AUX MATÉRIAUX ET À OPTIMISER LES SERVICES TOUT EN PRÉSERVANT NOTRE SANTÉ ET LA QUALITÉ DE L'AIR QUE NOUS RESPIRONS, EN SUIVANT LA LIGNE DIRECTRICE DE LA RECHERCHE ET DU DESIGN SELON DES VALEURS ÉTHIQUES ET SOCIALES.

CASTELVETRO IST EIN INNOVATIVES UNTERNEHMEN IM HINBLICK AUF PRODUKTQUALITÄT UND VOR ALLEM AUF DAS ENGAGEMENT IN NACHHALTIGES WIRTSCHAFTSWACHSTUM SOWIE UMWELTSCHUTZ, WAS DURCH DIE ERHALTENEN ZERTIFIZIERUNGEN EINDEUTIG GARANTIERT WIRD. IM PERFEKTEN EINKLANG ZWISCHEN INNOVATION UND TRADITION, NATURWERKSTOFFEN UND MODERNER TECHNOLOGIE SOWIE ZWISCHEN ROHSTOFFWIRTSCHAFT UND AKTIVER PERSONALBETEILIGUNG IST ES CASTELVETRO GELUNGEN, DURCH INNOVATIVE TECHNIKEN DIE WERKSTOFFE UND SERVICELEISTUNGEN ZU OPTIMIEREN UND SOMIT WEDER UNSERE NOCH DIE GESUNDHEIT UNSERER WOHNÄRUME ZU GEFÄHRDEN. DIE HIERBEI ANGEWANDTEN UNTERNEHMENS-, FORSCHUNGS- UND DESIGNMASSTÄBE ZEICHNEN SICH DURCH TIEFGREIFENDE ETHISCHE WIE SOZIALE WERTIGKEIT AUS.

PRODOTTI CERTIFICATI

CERTIFIED PRODUCTS
PRODUITS CERTIFIÉS
ZERTIFIZIERTE ERZEUGNISSE



LA DIRECTIVE EUROPÉENNE DES PRODUITS DE CONSTRUCTION 89/106 REND LE LABEL CE OBLIGATOIRE SUR TOUS LES EMBALLAGES DE CARREAU DE CÉRAMIQUE, EN VUE DE LA LIBRE CIRCULATION DES PRODUITS À L'INTÉRIEUR DE L'UNION EUROPÉENNE. LA PRÉSENCE DU LABEL CE SUR L'EMBALLAGE GARANTIT LE RESPECT, PAR LE PRODUCTEUR, DES DISPOSITIONS EN VIGUEUR ET GARANTIT QUE SON PRODUIT A (POUR TOUS LES LOTS DE SA PRODUCTION) TOUTES LES CARACTÉRISTIQUES REQUISES EN LA MATIÈRE. POUR DE PLUS AMPLES INFORMATIONS, DES APPROFONDISSEMENTS ET LE TÉLÉCHARGEMENT DES LABELS CE, VOIR : WWW.CASTELVETRO.IT



NACH DER EUROPÄISCHEN RICHTLINIE 89/106 ÜBER BAUPRODUKTE MÜSSEN ZUM FREIEN WARENVERKEHR INNERHALB DER EUROPÄISCHEN GEMEINSCHAFT SÄMTLICHE VERPACKUNGEN KERAMISCHER FLIESEN MIT DEM CE-ZEICHEN VERSEHEN WERDEN. DIE CE-KENNZEICHNUNG DER VERPACKUNG GARANTIERT, DASS DER HERSTELLER SÄMTLICHE BESTIMMUNGEN ERFÜLLT HAT UND DAS PRODUKT (U.Z. ALLE PRODUKTLOSE) DEN FORDERUNGEN DER GELTENDEN NORMEN ENTSPRICHT. FÜR WEITERFÜHRENDE INFORMATIONEN UND DEN DOWNLOAD DER CE-KENNZEICHNUNGEN: WWW.CASTELVETRO.IT



UPEC EST LA MARQUE DE QUALITÉ DÉLIVRÉE PAR L'INSTITUT FRANÇAIS CSTB, QUI CERTIFIE LES PARAMÈTRES DE QUALITÉ ET L'ADÉQUATION TECHNIQUE DES PRODUITS PAR RAPPORT À UNE DESTINATION D'USAGE SPÉCIFIQUE. SELON LA NORME EN 14411



UPEC IST EIN VOM FRANZÖSISCHEN INSTITUT CSTB AUSGESTELLTES QUALITÄTSZEICHEN, DAS DIE QUALITATIVEN PARAMETER UND DIE TECHNISCHE EIGNUNG VON PRODUKTEN FÜR IHRE JEWEILIGEN ZWECKBESTIMMUNGEN ZERTIFIZIERT. NACH NORM EN 14411



SASO EST UNE MARQUE DE QUALITÉ POUR L'ARABIE SAOUDITE. LA MARQUE APPROUVÉE PAR L'ORGANISATION SAOUDIENNE DE NORMALISATION INDIQUE LA CONFORMITÉ D'UN PRODUIT AUX NORMES DU PAYS SELON LA NORME EN 14411:2016.



SASO IST EIN QUALITÄTSZEICHEN FÜR SAUDI-ARABIEN. DAS VON DER SAUDI-ARABISCHEN NORMUNGSORGANISATION ZUGELASSENE ZEICHEN BESCHENIGT DIE KONFORMITÄT EINES PRODUKTS MIT DEN STANDARDS DES LANDES NACH NORM EN 14411:2016.



LA MARQUE CERAMICS OF ITALY EST LE SYMBOLE DU « MADE IN ITALY ». ELLE REFLÈTE DES VALEURS RECONNUES DANS LE MONDE ENTIER, ALLANT DE LA QUALITÉ À LA TRANSPARENCE, EN PASSANT PAR LE LEADERSHIP EN MATIÈRE DE DESIGN JUSQU'À L'INNOVATION ET LA DURABILITÉ ENVIRONNEMENTALE. MARQUE SECTORIELLE POUR L'APPELLATION D'ORIGINE DES PRODUITS CÉRAMIQUES.



DAS ZEICHEN CERAMICS OF ITALY IST DAS SYMBOL FÜR „MADE IN ITALY“. ES STEHT FÜR WELTWEIT ANERKANNTEN WERTE, WIE QUALITÄT, TRANSPARENZ, DESIGNLEADERSHIP, INNOVATION UND ÖKOLOGISCHE NACHHALTIGKEIT. BRANCHENSPEZIFISCHES ZEICHEN FÜR DIE HERKUNFTSBEZEICHNUNG KERAMISCHER PRODUKTE.

SERIE
SERIES
SERIES
SERIEN



RUSTIC	●	●	●	●	●
PROJECT KONKRETE	●	●	●	●	●
PROJECT MATERIKA	●	●	●	●	●
STONES WALS	●	●	●	●	●
STONES SLATE	●	●	●	●	●
STONES QUARTZ	●	●	●	●	●
CONCEPT DECK	●	●	●	●	●
CONCEPT LAND	●	●	●	●	●
MORE	●			●	●
AEQUA	●	●	●	●	●
WOODLAND	●	●	●	●	●
ABSOLUTE	●	●	●	●	●
ALWAYS	●	●	●	●	●
FUSION	●	●	●	●	●

PER MAGGIORI DETTAGLI RIVOLGERSI ALL'AREA COMMERCIALE DI COMPETENZA.

PLEASE CONTACT THE RELEVANT SALES AREA FOR MORE DETAILS.

POUR PLUS DE DÉTAILS, VEUILLEZ CONTACTER LE SERVICE COMMERCIAL CONCERNÉ.

FÜR WEITERE AUSKÜNFTEN WENDEN SIE SICH BITTE AN DIE FÜR SIE ZUSTÄNDIGE VERTRIEBSEINHEIT.

SVILUPPO ECOSOSTENIBILE

ECO-SUSTAINABLE DEVELOPMENT
DÉVELOPPEMENT DURABLE
NACHHALTIGE ENTWICKLUNG

CIRCUITO DI RICICLO

IL TERMINE DEL CICLO DI VITA DI UN PRODOTTO SI HA CON LA DEMOLIZIONE DELLE PIASTRELLATURE. I DETRITI PROVENIENTI DALLA DEMOLIZIONE DELLE PIASTRELLATURE SONO ROTTAMI DI MATERIALI CERAMICI, DUNQUE DI MATERIALI "INERTI" (NON REATTIVI, CHIMICAMENTE E FISICAMENTE STABILI, RESISTENTI AD ESPOSIZIONE PROLUNGATA ANCHE A CONDIZIONI ESTREME DAL PUNTO DI VISTA TERMICO, IGROMETRICO E CHIMICO). I DETRITI DI DEMOLIZIONE DI PIASTRELLATURE POSSONO ESSERE COLLOCATI NELL'AMBIENTE SENZA RISCHI PARTICOLARI, ED ANCHE TROVARE IMPIEGO NELLA PREPARAZIONE DI SOTTOFONDI, ETC.



RIUTILIZZO DEL 100% DEGLI SCARTI CRUDI

IL 100% DEGLI SCARTI CRUDI DERIVANTI DAL CICLO DI PRODUZIONE VENGONO RIUTILIZZATI NELLA FASE DI PREPARAZIONE DELL'IMPASTO, CONTRIBUENDO IN MODO SENSIBILE ALLA SALVAGUARDIA DELLE RISORSE NATURALI RIDUCENDO L'ESTRAZIONE DI MATERIE PRIME DA CAVA.



RIUTILIZZO/RICICLO DEL 100% DEGLI SCARTI COTTI

GLI SCARTI COTTI SONO COMPLETAMENTE RIUTILIZZATI NEL CICLO PRODUTTIVO. INOLTRE, A FINE VITA, LE PIASTRELLE CERAMICHE CASTELVETRO POSSONO ESSERE RICICLATE COME INERTI PER SOTTOFONDI DI STRADE ED EDIFICI, RIDUCENDO COSÌ L'USO DI GHIAIA ED INERTI NATURALI COMUNEMENTE UTILIZZATI IN EDILIZIA.



RICICLO DEL 100% DEI RIFIUTI NON CERAMICI

IL 100% DEI RIFIUTI NON CERAMICI DERIVANTI DALLE ATTIVITÀ PRODUTTIVE È GESTITO IN MODO DIFFERENZIATO E RICICLATO IN ALTRI PROCESSI PRODUTTIVI.



RIUTILIZZO DEL 100% DELLE ACQUE DI PROCESSO

LA PRODUZIONE DI PIASTRELLE DI CERAMICA RICHIEDE INGENTI QUANTITATIVI DI ACQUA. PER SALVAGUARDARE QUESTA IMPORTANTE RISORSA NATURALE CERAMICHE CASTELVETRO RIUTILIZZA IL 100% DELLE ACQUE REFLUE DERIVANTI DAL CICLO DI PRODUZIONE, GENERANDO UNA RIDUZIONE FINO ALL'80% DEL FABBISOGNO IDRICO DEGLI STABILIMENTI.



BASSE EMISSIONI IN ATMOSFERA

GLI IMPORTANTI INVESTIMENTI ATTUATI NELLE MIGLIORI TECNOLOGIE A DISPOSIZIONE PERMETTONO DI REALIZZARE I PRODOTTI CERAMICHE CASTELVETRO RIDUCENDO AL MINIMO LE EMISSIONI GASSOSE IN ATMOSFERA, RAGGIUNGENDO LIVELLI 10 VOLTE INFERIORI AI SEVERI LIMITI AMBIENTALI RICHIESTI DALLA LEGISLAZIONE ITALIANA.



FORTE RIDUZIONE DEI CONSUMI ENERGETICI

L'USO DI TECNOLOGIE ALL'AVANGUARDIA E DI SOLUZIONI IMPIANTISTICHE OTTIMALI RIDUCONO SENSIBILMENTE L'USO DI GAS METANO NEL PROCESSO PRODUTTIVO.



UTILIZZO DI IMBALLAGGI 100% RICICLABILI

I MATERIALI IMPIEGATI PER GLI IMBALLAGGI DEI PRODOTTI CERAMICHE CASTELVETRO (QUALI SCATOLE, CARTONE, PLASTICA, PALETTE IN LEGNO, ETC.) SONO COMPLETAMENTE RICICLABILI.



PALLET FAO

CERAMICHE CASTELVETRO UTILIZZA PALLET SENZA CORTECCIA CONFORMI ALLO STANDARD IPPC / FAO ISPM 15, OFFRENDO QUINDI AI PAESI IMPORTATORI OGNI GARANZIA PER LA SALVAGUARDIA DEL PROPRIO PATRIMONIO FORESTALE.

RECYCLING CIRCUIT

THE END OF A CERAMIC PRODUCT LIFE CYCLE COMES WITH DEMOLITION OF THE TILES. TILE DEMOLITION RUBBLE CONSISTS OF CERAMIC SCRAP, "INERT" MATTER (NON-REACTIVE, CHEMICALLY AND PHYSICALLY STABLE, RESISTANT TO PROLONGED EXPOSURE EVEN AT EXTREME THERMAL, HYGROMETRIC AND CHEMICAL CONDITIONS). TILE DEMOLITION WASTE CAN BE PLACED IN THE ENVIRONMENT WITH NO SPECIFIC RISKS, AND CAN BE USED IN THE PREPARATION OF ROADBEDS, ETC.



REUSE OF 100% OF GREENWARE WASTE

100% OF GREENWARE WASTE FROM THE PRODUCTION CYCLE IS REUSED IN TILE BODY PREPARATION, MAKING A SIGNIFICANT CONTRIBUTION TO THE CONSERVATION OF NATURAL RESOURCES BY REDUCING THE QUARRYING OF RAW MATERIALS.



REUSE/RECYCLING OF 100% OF FIRED WASTE

ALL FIRED WASTE IS REUSED IN THE PRODUCTION CYCLE. MOREOVER, AT END-OF-LIFE CERAMICHE CASTELVETRO TILES CAN BE RECYCLED AS HARD CORE FOR THE FOUNDATIONS OF ROADS AND BUILDINGS, THUS REDUCING THE USE OF NATURAL AGGREGATES AND GRAVEL NORMALLY USED IN CONSTRUCTION.



RECYCLING OF 100% OF NON-CERAMIC WASTE

100% OF NON-CERAMIC WASTE FROM PRODUCTION OPERATIONS IS SORTED BY TYPE AND RECYCLED FOR USE IN OTHER PRODUCTION PROCESSES.



REUSE OF 100% OF PROCESS WASTEWATER

CERAMIC TILE PRODUCTION REQUIRES HUGE AMOUNTS OF WATER. TO CONSERVE THIS IMPORTANT NATURAL RESOURCE, CERAMICHE CASTELVETRO REUSES 100% OF THE WASTEWATER FROM THE PRODUCTION CYCLE, GENERATING A REDUCTION OF UP TO 80% IN THE PLANT'S WATER CONSUMPTION.



LOW ATMOSPHERIC EMISSIONS

MAJOR INVESTMENTS IN THE BEST TECHNOLOGIES AVAILABLE ENABLE THE MANUFACTURE OF CERAMICHE CASTELVETRO PRODUCTS WITH MINIMAL GASEOUS EMISSIONS INTO THE ATMOSPHERE, ACHIEVING LEVELS 10 TIMES LOWER THAN THE STRICT ENVIRONMENTAL LIMITS REQUIRED BY ITALIAN LEGISLATION.



LARGE REDUCTION IN ENERGY USE

THE USE OF STATE-OF-THE-ART TECHNOLOGIES AND OPTIMAL ENGINEERING SOLUTIONS SIGNIFICANTLY REDUCES THE AMOUNT OF NATURAL GAS USED IN THE PRODUCTION PROCESS.



USE OF 100% RECYCLABLE PACKAGING

THE MATERIALS USED FOR THE PACKAGING OF CERAMICHE CASTELVETRO PRODUCTS (SUCH AS BOXES, CARDBOARD, PLASTIC, WOODEN PALLETS, ETC.) ARE COMPLETELY RECYCLABLE.



FAO PALLETS

CERAMICHE CASTELVETRO USES BARK-FREE PALLETS COMPLIANT WITH THE IPPC / FAO ISPM 15 STANDARD, AND THUS PROVIDES IMPORTER COUNTRIES WITH FULL GUARANTEES FOR THE PROTECTION OF THEIR FORESTS.

CIRCUIT DE RECYCLAGE

LA FIN DU CYCLE DE VIE D'UN PRODUIT CORRESPOND À LA DÉMOLITION DES CARRELAGES. LES DÉBRIS PROVENANT DE LA DÉMOLITION DES CARRELAGES SONT DES DÉCHETS DE MATÉRIAUX CÉRAMIQUES, ET PAR CONSÉQUENT DE MATIÈRES "INERTES" (NON RÉACTIVES, CHIMIQUEMENT ET PHYSIQUEMENT STABLES, RÉSISTANTES À UNE EXPOSITION PROLONGÉE MÊME À DES CONDITIONS THERMIQUES, HYGROMÉTRIQUES ET CHIMIQUES EXTRÊMES). LES DÉCHETS DE DÉMOLITION DE CARRELAGE PEUVENT SE RETROUVER DANS L'ENVIRONNEMENT SANS EN AFFECTER PARTICULIÈREMENT LA QUALITÉ. ILS PEUVENT AUSSI ÊTRE UTILISÉS POUR RÉALISER DE SOUS-COUCHES, ETC..



RÉUTILISATION À 100 % DES DÉCHETS CRUS

100 % DES DÉCHETS CRUS ISSUS DU CYCLE DE PRODUCTION SONT RÉUTILISÉS DANS LA PHASE DE PRÉPARATION DE LA PÂTE, CONTRIBUANT AINSI DE MANIÈRE SENSIBLE À LA PRÉSERVATION DES RESSOURCES NATURELLES EN RÉDUISANT L'EXTRACTION DE MATIÈRES PREMIÈRES DANS LES CARRIÈRES.



RÉUTILISATION/RECYCLAGE À 100 % DES DÉCHETS CUITS

LES DÉCHETS CUITS SONT ENTIÈREMENT RÉUTILISÉS DANS LE CYCLE DE PRODUCTION. PAR AILLEURS, EN FIN DE VIE, LES CARREAUX CERAMICHE CASTELVETRO PEUVENT ÊTRE RECYCLÉS EN TANT QUE MATÉRIAUX INERTES POUR LES SOUS-COUCHES DES ROUTES ET DES BÂTIMENTS, CE QUI RÉDUIT L'UTILISATION DE GRAVIERS ET DE MATÉRIAUX INERTES NATURELS COURAMMENT UTILISÉS DANS LA CONSTRUCTION.



RECYCLAGE À 100 % DES DÉCHETS NON CÉRAMIQUES

100 % DES DÉCHETS NON CÉRAMIQUES ISSUS DES ACTIVITÉS DE PRODUCTION SONT TRAITÉS SÉPARÉMENT ET RECYCLÉS DANS D'AUTRES PROCESSUS DE PRODUCTION.



RÉUTILISATION À 100 % DES EAUX INDUSTRIELLES

LA PRODUCTION DE CARREAUX DE CÉRAMIQUE NÉCESSITE DE TRÈS GRANDES QUANTITÉS D'EAU. AFIN DE PRÉSERVER CETTE IMPORTANTE RESSOURCE NATURELLE, CERAMICHE CASTELVETRO RÉUTILISE 100 % DES EAUX USÉES PROVENANT DU CYCLE DE PRODUCTION, CE QUI PERMET DE RÉDUIRE JUSQU'À 80 % LES BESOINS EN EAU DES USINES.



FAIBLES ÉMISSIONS DANS L'ATMOSPHÈRE

LES IMPORTANTS INVESTISSEMENTS RÉALISÉS DANS LES MEILLEURES TECHNOLOGIES DISPONIBLES PERMETTENT DE FABRIQUER LES PRODUITS CERAMICHE CASTELVETRO AVEC DES ÉMISSIONS DE GAZ DANS L'ATMOSPHÈRE RÉDUITES À DES NIVEAUX TRÈS BAS, DIX FOIS INFÉRIEURS AUX STRICTES LIMITES ENVIRONNEMENTALES REQUISES PAR LA LÉGISLATION ITALIENNE.



FORTE RÉDUCTION DES CONSOMMATIONS D'ÉNERGIE

L'UTILISATION DE TECHNOLOGIES DE POINTE ET DE SOLUTIONS OPTIMALES DANS LES USINES RÉDUIT CONSIDÉRABLEMENT L'UTILISATION DE GAZ MÉTHANE DANS LE PROCESSUS DE PRODUCTION.



UTILISATION D'EMBALLAGES 100 % RECYCLABLES

LES MATÉRIAUX UTILISÉS POUR L'EMBALLAGE DES PRODUITS CERAMICHE CASTELVETRO (BOÎTES, CARTON, PLASTIQUE, PALETTES EN BOIS, ETC.) SONT ENTIÈREMENT RECYCLABLES.



PALETTES FAO

CERAMICHE CASTELVETRO UTILISE DES PALETTES SANS ÉCORCE CONFORMÉMENT À LA NORME CIPV / FAO NIMP 15, OFFRANT AINSI AUX PAYS IMPORTATEURS TOUTES LES GARANTIES POUR LA PRÉSERVATION DE LEUR PATRIMOINE FORESTIER.

RECYCLING-KREISLAUF

DER LEBENSZYKLUS DES PRODUKTS ENDET MIT DEM ABRISS DER FLIESEN. BEI DEM BEIM ABRISS DER FLIESEN ENTSTEHENDEN SCHUTT HANDELT ES SICH UM KERAMIKMATERIAL, D.H. UM INERTE MATERIALIEN (REAKTIONSTRÄGE, CHEMISCH UND PHYSIKALISCH STABIL, DIE GEGENÜBER EINER LÄNGEREN EXPOSITION AUCH BEI THERMISCH, HYGROMETRISCH UND CHEMISCH EXTREMEN BEDINGUNGEN BESTÄNDIG SIND). DER BEIM ABRISS DER FLIESEN ENTSTEHENDE SCHUTT IST MIT KEINEN BESONDEREN GEFAHREN FÜR DIE UMWELT VERBUNDEN UND KANN AUCH ZUR VORBEREITUNG VON UNTERGRÜNDE DIENEN.



WIEDERVERWENDUNG VON 100 % DER UNGEBRANNTEN PRODUKTIONSABFÄLLE

100 % DER UNGEBRANNTEN PRODUKTIONSABFÄLLE WERDEN IN DER MASSEAUFBEREITUNG RECYCELTE, WAS EINEN SPÜRBAREN BEITRAG ZUM SCHUTZ DER NATÜRLICHEN RESSOURCEN DURCH DIE REDUZIERUNG DES ROHSTOFFABBAUS BEDEUTET.



WIEDERVERWENDUNG/RECYCLING VON 100 % DER GEBRANNTEN PRODUKTIONSABFÄLLE

GEBRANNTE PRODUKTIONSABFÄLLE WIRD VOLLSTÄNDIG IM PRODUKTIONSZYKLUS WIEDERVERWENDET. FLIESEN VON CERAMICHE CASTELVETRO KÖNNEN AM LEBENSSENDE AUCH ALS INERTES SCHÜTTMATERIAL FÜR UNTERGRÜNDE IM STRASSEN- UND GEBÄUDEBAU RECYCELTE WERDEN. AUF DIESE WEISE REDUZIERT SICH DER EINSATZ VON SCHOTTER UND NATÜRLICHEN INERTEN MATERIALIEN IM BAUWESEN.



RECYCLING VON 100 % DER NICHTKERAMISCHEN ABFÄLLE

NICHTKERAMISCHE AUS DER PRODUKTION STAMMENDE ABFÄLLE WERDEN GETRENNT UND ZU 100 % IN ANDEREN PRODUKTIONSPROZESSEN RECYCELTE.



WIEDERVERWENDUNG VON 100 % DER PROZESSWASSER

DIE PRODUKTION VON KERAMIKFLIESEN ERFORDERT HOHE WASSERMENGEN. ZUM SCHUTZ DIESER NATÜRLICHEN RESSOURCE ERFOLGT BEI CERAMICHE CASTELVETRO DIE VOLLSTÄNDIGE WIEDERVERWENDUNG DES ABWASSERS AUS DEM PRODUKTIONSZYKLUS, WODURCH DER WASSERBEDARF DES WERKS UM BIS ZU 80 % REDUZIERT WIRD.



GERINGE EMISSIONSABGABE AN DIE LUFT

WICHTIGE INVESTITIONEN IN DIE BESTEN VERFÜGBAREN TECHNOLOGIEN ERMÖGLICHEN ES CERAMICHE CASTELVETRO, DIE EMISSION DER BEI DER PRODUKTION ENTSTEHENDEN ABGASE AN DIE LUFT AUF EIN MINDESTNIVEAU ZU REDUZIEREN, DAS 10 MAL NIEDRIGERER ALS DIE STRENGEN EMISSIONSGRENZWERTE DER ITALIENISCHEN UMWELTGESETZGEBUNG IST.



STARKE REDUZIERUNG DES ENERGIVERBRAUCHS

MODERNE TECHNOLOGIEN UND OPTIMALE ANLAGENLÖSUNGEN ERMÖGLICHEN EINEN ERHEBLICH GERINGEREN EINSATZ VON METHANGAS IM PRODUKTIONSPROZESS.



VERWENDUNG VON 100 % RECYCELBAREN VERPACKUNGEN

DIE FÜR DIE VERPACKUNGEN DER PRODUKTE VON CERAMICHE CASTELVETRO VERWENDETE MATERIALIEN (SCHACHTELN, PAPPE, KUNSTSTOFF, HOLZPALETTEN, USW.) SIND VOLLSTÄNDIG RECYCELBAR.



FAO PALETTE

CERAMICHE CASTELVETRO VERWENDET PALETTEN AUS ENTRINDETEN HOLZ GEMÄSS IPPC STANDARD ISPM NR. 15 DER FAO UND BIETET SOMIT IMPORTLÄNDERN EINE GARANTIE FÜR DEN SCHUTZ DER WALDBESTÄNDE.

OUTFIT 2.0

SERIE & FORMATI

SERIES & SIZES
SÉRIES & FORMATS
SERIE UND FORMATE

SPESORE 20 MM THICKNESS . EPAISSEUR . STÄRKE

	30x160 (11 3/4" x 62 15/16")
	60x120 (23 9/16" x 47 1/8")
	100x100 (39 1/4" x 39 1/4")
	60x60 (23 9/16" x 23 9/16")
	40x120 (15 11/16" x 47 1/8")
	40x80 (15 11/16" x 31 7/16")
	80x80 (7 16" x 7 16")

SPESORE 10 MM THICKNESS . EPAISSEUR . STÄRKE

	100x100 (39 1/4" x 39 1/4")
	80x160 (31 7/16" x 62 15/16")
	30x120 (11 3/4" x 47 1/8")
	20x120 (7 7/8" x 47 1/8")
	40x160 (15 11/16" x 62 15/16")
	26x160 (10 4/16" x 62 15/16")
	20x80 (7 7/8" x 31 7/16")
	13,3x80 (5 1/4" x 31 7/16")
	80x80 (31 7/16" x 31 7/16")
	60x60 (23 9/16" x 23 9/16")
	30x60 (11 3/4" x 23 9/16")
	60x120 (23 9/16" x 47 1/8")
	40x80 (15 11/16" x 31 7/16")
	45x45 (17 11/16" x 17 11/16")

RUSTIC	PROJECT KONKRETE	PROJECT MATERIKA	STONES SLATE	STONES QUARTZ	STONES WALS	CONCEPT DECK	CONCEPT LAND	MORE	WOODLAND	AEQUA	ABSOLUTE	ALWAYS	FUSION
●									●	●			
	●		●	●	●							●	
	●	●	●										
	●		●	●	●		●	●		●	●	●	●
●						●		●		●			
							●				●	●	●
							●				●	●	●
	●	●	●									●	●
	●	●	●	●	●							●	●
	●	●	●	●	●		●	●		●	●	●	●
					●								

CODICI PREZZO

PRICE CODES
CODE PRIX
PREISCODE

	EURO		EURO		EURO
1	1,80	41	19,50	74	63,00
3	3,40	42	20,50	75	65,00
4	4,60	43	21,10	76	69,00
5	5,10	44	21,60	77	73,50
6	5,40	46	22,80	78	86,00
9	5,60	47	24,90	79	97,00
10	6,00	48	26,00	80	118,00
12	6,80	49	27,00	81	129,00
14	7,30	51	28,00	82	139,00
15	7,90	52	29,00	83	150,00
17	8,50	54	30,00	84	171,00
19	9,00	55	31,00	85	194,00
21	9,50	56	32,00	86	215,00
22	10,20	57	33,00	87	265,00
24	10,70	58	35,00	88	320,00
25	11,30	59	36,00	89	380,00
26	12,00	60	37,00	90	430,00
27	12,40	61	38,00	91	485,00
28	12,90	62	39,00	92	530,00
29	13,40	63	40,00	93	580,00
31	14,00	64	41,00	94	645,00
32	14,60	65	43,50	95	695,00
33	15,10	66	46,50	96	760,00
34	15,70	67	48,50	97	810,00
35	16,20	68	50,50	98	860,00
36	16,70	69	53,00	99	920,00
37	17,30	70	54,00	100	970,00
38	17,90	71	56,00	101	1080,00
39	18,40	72	57,00		
40	19,00	73	59,00		

	PREZZO AL MQ PRICE PER SQUARE METRE PRIX AU M ² PREIS PRO QM		PREZZO AL PZ PRICE PER PIECE PRIX À L'UNITÉ STÜCKPREIS		PREZZO AL ML PRICE PER LINEAR METRE PRIX AU ML PREIS PRO LFM
--	--	--	--	--	---

EFFETTO LEGNO
WOOD-LIKE EFFECT
EFFET BOIS
HOLZOPTIK

DCOF= >0,42
DIN51097=A+B+C
DIN51130=R11
EN1339=U11

EFFETTO PIETRA
STONE-LIKE EFFECT
EFFET PIERRE
STEINOPTIK

DCOF= >0,42
DIN51097=A+B+C
DIN51130=R11
EN1339=U11

EFFETTO CEMENTO
CONCRETE-LIKE EFFECT
EFFET BÉTON
BETONOPTIK

DCOF= >0,42
DIN51097=A+B+C
DIN51130=R11
EN1339=U11

SIMBOLOGIA


SYMBOLS
LÉGENDE
SYMBOLE

I SIMBOLI RAPPRESENTATI NELLA LEGENDA SOTTOSTANTE INDICANO LE CARATTERISTICHE TECNICHE E LE CONDIZIONI D'IMPIEGO RACCOMANDATE. I SIMBOLI DI CIASCUNA SERIE SONO RIPORTATI NELLE PAGINE DEI DATI TECNICI A FINE SERIE.


THE SYMBOLS IN THE KEY BELOW INDICATE THE TECHNICAL CHARACTERISTICS AND THE RECOMMENDED USE CONDITIONS. THE SYMBOLS OF EACH SERIES ARE INDICATED IN THE TECHNICAL DATA SHEETS AT THE SERIES END.

LES SYMBOLES REPRÉSENTÉS DE LA LÉGENDE CI-DESSOUS INDIQUENT LES CARACTÉRISTIQUES TECHNIQUES ET LES CONDITIONS D'UTILISATION RECOMMANDÉES. LES SYMBOLES DE CHAQUE SÉRIE SONT INDIQUÉS SUR LES PAGES DES DONNÉES TECHNIQUES EN FIN DE SÉRIE.


DIE IN UNTENSTEHENDER LEGENDE AUFGELESTETEN SYMBOLE BEZEICHNEN DIE TECHNISCHEN EIGENSCHAFTEN UND EMPFOHLENE EINSATZBEDINGUNGEN. DIE SYMBOLE JEDER SERIE SIND AUF DEN SEITEN MIT DEN TECHNISCHEN DATEN AM ENDE DER JEWEILIGEN SERIE VERANSCHAULICHT.



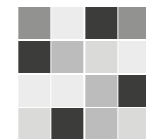
V1
ASPETTO UNIFORME
UNIFORM APPEARANCE
ASPECT UNIFORME
EINHEITLICHES AUSSEHEN



V2
LIEVE VARIAZIONE
SLIGHT VARIATION
LÉ GÉRÉ VARIATION
GERINGE ABWEICHUNG



V3
MODERATA VARIAZIONE
MODERATE VARIATION
VARIATION MODÉRÉE
MÄSSIGE ABWEICHUNG



V4
INTENSA VARIAZIONE
SUBSTANTIAL VARIATION
VARIATION INTENSIVE
INTENSIVE VARIATION

VARIAZIONE DELLE SFUMATURE DI COLORE:

LA SFUMATURA O SFUMATURE NELLE PIASTRELLE VARIANO DA PEZZO A PEZZO E DA PRODUZIONE A PRODUZIONE. QUANDO POSSIBILE È CONSIGLIABILE CONTROLLARE CHE PEZZI PROVENIENTI DA UNA SINGOLA PRODUZIONE ABBIANO VARIAZIONI DI SFUMATURA ACCETTABILI. QUALSIASI DOMANDA O DUBBIO SULLA SCELTA DELLE MATTONELLE DOVREBBE ESSERE CHIARITA PRIMA DELLA POSA.

COLOR SHADE VARIATIONS:

THE COLOR SHADE OF EVERY TILE VARIES FROM PIECE TO PIECE AND FROM EACH PRODUCTION. AT LEAST SEVERAL PIECES FROM THE SAME PRODUCTION SHOULD BE REVIEWED WHENEVER POSSIBLE IN ORDER TO DETERMINE ACCEPTABLE COLOR SHADE VARIATIONS. ANY QUESTIONS OR CONCERNS ABOUT YOUR TILE SELECTION SHOULD BE CLARIFIED BEFORE FIXING.

VARIATION DES NUANCES DE COULEUR:

LE DENUANCAGE OU LES DENUANCAGES DES CARREAUX VARIENT D'UNE PIÈCE À L'AUTRE ET D'UNE PRODUCTION À L'AUTRE. LORSQU'IL EST POSSIBLE, IL EST CONSEILLÉ DE CONTRÔLER QUE DES PIÈCES PROVENANT D'UNE MÊME PRODUCTION AIENT DES DIFFÉRENCES DE NUANCES ACCEPTABLES. TOUTE DEMANDE OU DOUTE CONCERNANT LE CHOIX DES CARREAUX DEVRAIT ÊTRE FORMULÉ ET RÉSOLU AVANT LA POSE.

VARIATION DER FARBNUANCEN:

DIE NUANCE ODER NUANCEN DER FLIESEN ÄNDERN SICH VON STÜCK ZU STÜCK UND VON PRODUKTION ZU PRODUKTION. SOFERN MÖGLICH IST ES RATSAM ZU KONTROLLIEREN, DASS TEILE, DIE AUS EINER EINZIGEN PRODUKTION KOMMEN, ANNEHMBARE VARIATIONEN DER NUANCEN AUFWEISEN, ALLE FRAGEN ODER ZWEIFEL ÜBER DIE WAHL DER FLIESEN SOLLTEN VOR DER VERLEGUNG GEKLÄRT WERDEN.

	METODO DI PROVA TEST METHOD MÉTHODE D'ESSAI PRÜFMETHODE		REQUISITI PRESCRITTI REQUIRED VALUE VALEURS PRESCRITS VORGESCHRIEBENER WERT	VALORI CASTELVETRO CASTELVETRO VALUES VALEURS CASTELVETRO VORGESCHRIEBENER WERT	
	ISO 10545.3	ASSORBIMENTO D'ACQUA WATER ABSORPTION ABSORPTION D'EAU WASSERUFNAHME	≤ 0,5 %	≤ 0,3 %	
	ISO 10545.12	RESISTENZA AL GELO FROST RESISTANCE RESISTANCE AU GEL FROSTBESTÄNDIGKEIT	I CAMPIONI NON DEVONO PRESENTARE ROTTURE O ALTERAZIONI DELLA SUPERFICIE SAMPLES HAS NOT TO BE DAMAGED AND ALTERED IN SURFACE LES ECHANTILLONS NE DOIVENT PAS PRESENTER NI RUPTURES NI ALTERATIONS SUR LA SURFACE DIE MUSTER SOLLEN KEIN OBERFLÄCHENFEHLER ZEIGEN	RESISTE	
	ISO 10545.4	RESISTENZA ALLA FLESSIONE FLEXION RESISTANCE RESISTANCE A LA FLEXION BIEGESTÄRKE	≥ 35 N/ MM²	≥ 40 N/ MM²	
	ISO 10545.9	RESISTENZA AGLI SBALZI TERMICI RESISTANCE TO THERMAL SHOCK RESISTANCE AUX CHOCs THERMIQUES TEMPERATURWECHSELBESTÄNDIGKEIT	NESSUN CAMPIONE DEVE PRESENTARE DIFETTI VISIBILI NONE SAMPLES HAS TO SHOW VISIBLE FLAWS AUCUN ECHANTILLON DOIT PRESENTER DES DÉFAUTS VISIBLES DIE MUSTER SOLLEN KEINE SICHTBARE FEHLER ZEIGEN	RESISTE	
	ISO 10545.13	RESISTENZA ALL'ATTACCO CHIMICO CHEMICAL RESISTANCE RESISTANCE À L'ATTAQUE CHIMIQUE FAHIG GEGEN SÄUREN UND LAUGEN	DA INDICAZIONI PRODUTTORE AS PER MANUFACTURER'S INSTRUCTION SUIVANT RENSEIGNEMENTS DU FABRICANT HERSTELLERHINWEISE	GL= GA-GLA-GHA UGL= UA-ULA-UHA	
	ISO 10545.14	RESISTENZA ALLE MACCHIE STAIN RESISTANCE RESISTANCE AU TACHES FARBBESTÄNDIGKEIT	MIN. CLASSE 3	SUPERIORE A CLASSE 3	
	ISO 10545.6	ABRASIONE PROFONDA PER PRODOTTI IN GRES PORCELLANATO AD IMPASTO COLORATO DEEP ABRASION FOR PORCELAIN STONWARE PRODUCTS WITH COLOURED BODY ABRASION PROFONDE DES PRODUITS EN GRÉS CÉRAME À PÂTE COLORÉE TIEFENABRIEB FÜR FEINSTEINZEUGPRODUKTE MIT FARBIGER MASSE	≤ 175 MM³	≤ 140 MM³	
	ISO 10545.7	ABRASIONE SUPERFICIALE PER PRODOTTI IN GRES PORCELLANATO SMALTATO - RICERCA PEI SURFACE ABRASION FOR GLAZED PORCELAIN STONWARE PRODUCTS - PEI RESEARCH ABRASION SUPERFICIELLE DES PRODUITS EN GRÉS CÉRAME EMAILLÉ - RECHERCHE PEI OBERFLÄCHENABRIEB FÜR GLASIERTE FEINSTEINZEUGPRODUKTE - PEI STUDIE	0-5	5	
	BCR TORTUS	COEFFICIENTE DI ATTRITO DINAMICO COEFFICIENT OF DYNAMIC FRICTION COEFFICIENT DE FRICTION DYNAMIQUE DYNAMISCHER REIBUNGSKOEFFIZIENT	> 40	> 40	
	ASTM C 1028	DETERMINAZIONE DEL COEFFICIENTE D'ATTRITO STATICO DETERMINATION OF THE STATIC FRICTION COEFFICIENT DEFINITION DU COEFFICIENT DE FRICTION STATIQUE MESSUNG DES STATISCHEN REIBUNGSKOEFFIZIENTEN	WET AND DRY > 0,60	WET AND DRY > 0,60	
	DIN 51130	DETERMINAZIONE DELLE CARATTERISTICHE ANTISDRUCCIOLO RICERCA R DETERMINATION OF THE ANTI-SLIP CHARACTERISTICS R RESEARCH DEFINITION DES CARACTÉRISTIQUES ANTIDÉRAPAGE RECHERCHE R MESSUNG DER RUTSCHFESTIGKEIT R STUDIE	R11	R11	
	DIN 51097	DETERMINAZIONE DELLE PROPRIETÀ ANTISCIVOLO DI ZONE BAGNATE SU CUI SI CAMMINA A PIEDI NUDI DETERMINATION OF THE ANTI-SLIP CHARACTERISTICS OF WET AREAS TRAMPLED BY BARE FEET DEFINITION DES PROPRIÉTÉS ANTIGLISSE DES SURFACES HUMIDES DE PASSAGE À PIEDS NUS MESSUNG DER RUTSCHFESTIGKEIT IN BARFUSS BETRETENEN NASSBEREICHEN	A+B+C	A+B+C	
	ISO 10545.2	CARATTERISTICHE DIMENSIONALI DIMENSIONS CARACTÉRISTIQUES DIMENSIONNELLES SEITENMAßE	LUNGHEZZA E LARGHEZZA LENGTH AND WIDTH LONGUEUR ET LARGEUR LÄNGE UND BREITE	± 0,6 % 190 CM² < SUP ≤ 410 CM² ± 0,75 %	± 0,6 % 190 CM² < SUP ≤ 410 CM² ± 0,75 %
			RETTILINEITÀ SPIGOLI STRAIGHTNESS OF SIDES RECTILIGNÉITÉ DES ARÊTES KANTENGERADHEIT	± 0,5 %	± 0,3 % RETTIFICATO ± 0,15 %
			ORTOGONALITÀ RECTANGULARITY ORTHOGONALITÉ RECHTWINKLIGKEIT	± 0,6 %	± 0,3 % RETTIFICATO ± 0,15 %
			PLANARITÀ WARPAGE PLANÉITÉ EBENFLÄCHIGKEIT	± 0,5 %	± 0,5 %
			SPESSORE THICKNESS ÉPAISSEUR STÄRKE	± 5 %	± 5 %



Ceramiche CCV Castelvetro S.p.A.
Strada Statale 569, 173
41014 Solignano (Mo) ITALY
Tel. +39 059 778511
Fax: It. +39 059 778571
Fax: Export +39 059 778523
info@castelvetro.it
www.castelvetro.it